



# Release Notes



# Contents

<b>Chapter 1: Overview</b>	<b>1</b>
About Release Notes	2
<b>Chapter 2: Upcoming End-of-Life Features</b>	<b>3</b>
Inspection Field Data Collection	4
<b>Chapter 3: APM Release Notes for V5.1.X</b>	<b>5</b>
V5.1.3.0.0	6
V5.1.2.1.0	21
V5.1.2.0.0	23
V5.1.1.0.0	50
V5.1.0.2.0	67
V5.1.0.1.0	67
V5.1.0.0.0	67

# Copyright Digital, part of GE Vernova

© 2024 GE Vernova and/or its affiliates.

GE Vernova, the GE Vernova logo, and Predix are either registered trademarks or trademarks of GE Vernova. All other trademarks are the property of their respective owners.

This document may contain Confidential/Proprietary information of GE Vernova and/or its affiliates. Distribution or reproduction is prohibited without permission.

THIS DOCUMENT AND ITS CONTENTS ARE PROVIDED "AS IS," WITH NO REPRESENTATION OR WARRANTIES OF ANY KIND, WHETHER EXPRESS OR IMPLIED, INCLUDING BUT NOT LIMITED TO WARRANTIES OF DESIGN, MERCHANTABILITY, OR FITNESS FOR A PARTICULAR PURPOSE. ALL OTHER LIABILITY ARISING FROM RELIANCE UPON ANY INFORMATION CONTAINED HEREIN IS EXPRESSLY DISCLAIMED.

Access to and use of the software described in this document is conditioned on acceptance of the End User License Agreement and compliance with its terms.



# Chapter 1

---

## Overview

### Topics:

- [About Release Notes](#)

## About Release Notes

The APM Release Notes describe changes in the latest product. You can view the release notes sorted by quarter, and then by release dates. After you filter release notes by a release date, you can access the release notes for all the modules contributing to the release. You can view the modules that are released on a selected date in the **On this page** list. The following types of Release Notes are included, as applicable, for each release:

- **New Features and Enhancements:** A list of new features and improvements that are being introduced in each module in the release. For more details on the new features, refer to the [What's New](#) documentation.
- **Resolved Issues:** A list of issues that existed in previous versions of APM that have been resolved in the release.
- **Obsolete Features:** A list of features that are now obsolete as a result of changes made in the release.
- **Known Issues and Limitations:** A list of issues that exist in the latest version of APM.

**Note:** If you are using customized database content, the behavior that you see in your system may differ from what is described here.

# Chapter 2

---

## Upcoming End-of-Life Features

### Topics:

- [Inspection Field Data Collection](#)

## **Inspection Field Data Collection**

As part of the continuous improvement process, the next generation Integrity Mobile application was released with APM V5.0.0.0.0. The new application provides a convenient user interface and is supported across all major platforms. As part of this enhancement, the existing APM Inspection Field Data Collection application feature will reach end of life and will be no longer available with the Q3 2024 release. We recommend all customers to migrate to the new Integrity Mobile application that provides similar functionalities in an intuitive way.



# Chapter 3

---

## APM Release Notes for V5.1.X

### Topics:

- [V5.1.3.0.0](#)
- [V5.1.2.1.0](#)
- [V5.1.2.0.0](#)
- [V5.1.1.0.0](#)
- [V5.1.0.2.0](#)
- [V5.1.0.1.0](#)
- [V5.1.0.0.0](#)

## V5.1.3.0.0

### 360 View

This topic provides a list of product changes released for this module in this version.

#### Table 1: Enhancements and New Features

The following enhancements and new features have been added.

Description	Tracking ID
You can now specify a Graph or Query catalog item in the <b>Content Path</b> field of a 360 View Tab Config record, and the selected item will be displayed as a Graph, Query, or Map in the 360 View.  To facilitate this enhancement, the <b>Query Type</b> field has been added to the 360 View Config Tab family, with valid picklist values Query and Map. If you specify Query Type as Map, the Query results will be displayed in the 360 View using the Maps visualization. The query that you specify in this case must conform to the requirements of the Maps module.	281869

#### Table 2: Resolved Issues

The following issues, which existed in one or more previous versions, have been resolved.

Description	Tracking ID
Previously, if you configured an Associated Pages link that used field values from the asset record as parameters, there was no response when you selected the Associated Pages link from the <b>More Options</b> menu in 360 View. This issue has been resolved.	570502
Previously, when you selected a favorite asset in the 360 View, then removed the same asset from the favorites list, the Asset Hierarchy failed to reload and you could not select a different asset. This condition persisted even if you logged out of APM and logged in again. This issue has been resolved.	503201

### Asset Criticality Analysis

This topic provides a list of product changes released for this module in this version.

#### Table 3: Resolved Issues

The following issues, which existed in one or more previous versions, have been resolved.

Description	Tracking ID
Previously, when you attempted to add an asset to an existing Asset Criticality Analysis using Asset Hierarchy, the performance was impacted. This issue has been resolved. Now, Asset Finder functionality is used in this workflow; as a result, the performance has improved.	518505
Previously, when you imported data into APM using the Asset Criticality Analysis (ACA) Data Loaders, the culture of the user loading the data was not considered for numeric values. This issue has been resolved.	357847
Previously, when Risk Matrix was configured to show alias, if risk assessment was entered using the data loader, a few of the risk assessment values were not updated correctly. This issue has been resolved.	242474

## Asset Strategy Implementation

This topic provides a list of product changes released for this module in this version.

### Table 4: Resolved Issues

The following issues, which existed in one or more previous versions, have been resolved.

Description	Tracking ID
Previously, if you were a Super User, you could not view Asset Strategy Implementation in the <b>Applications</b> menu. This issue has been resolved.	546304
Previously, the <b>Actions</b> section in the <b>ASI Overview</b> page timed out. This issue has been resolved.	528165
Previously, when you imported data into APM using the ASI Data Loader, the culture of the user loading the data was not considered for numeric values. This issue has been resolved.	357847
Previously, when accessing ASI Packages that contained exactly 25 work management items, if you scrolled through the work management items, the system performed an infinite scroll. This issue has been resolved.	291594

## Asset Health Manager

This topic provides a list of product changes released for this module in this version.

### Table 5: Resolved Issues

The following issues, which existed in one or more previous versions, have been resolved.

Description	Tracking ID
Previously, the filters on the <b>Asset Health Overview</b> page were not retained if you navigated away from the page. This issue has been resolved.	84202
Previously, when you selected an Asset Group in the <b>Asset Health Summary</b> page, an error occurred. This issue has been resolved.	83900

## Asset Strategy Management

This topic provides a list of product changes released for this module in this version.

**Table 6: Resolved Issues**

The following issues, which existed in one or more previous versions, have been resolved.

Description	Tracking ID
Previously, activation of an Asset Strategy or an Asset Strategy Template took longer than expected. This issue has been resolved.	548677
Previously, when you attempted to look up an asset when creating a new Asset Strategy or apply an Asset Strategy Template, the performance was impacted. This issue has been resolved. Now, Asset Finder functionality is used in these workflows; as a result, the performance has improved.	518505
Previously, when you imported data into APM using the Asset Strategy Management (ASM) Data Loaders, the culture of the user loading the data was not considered for numeric values. This issue has been resolved.	357847

## Calibration Management

This topic provides a list of product changes released for this module in this version.

**Table 7: Enhancements and New Features**

The following enhancements and new features have been added.

Description	Tracking ID
When you create a Functional Test Template detail record, the value that you enter in the Expected Response field is now validated according to the selected Response Type.	166826

## Compliance Management

This topic provides a list of product changes released for this module in this version.

**Table 8: Resolved Issues**

The following issues, which existed in one or more previous versions, have been resolved.

Description	Tracking ID
Previously, when you attempted to modify the catalog query, <code>Public\Meridium\Modules\Inspection\Review Queries\Open Inspections for Bulk Review</code> , the query was corrupted, and did not update as expected. This issue has been resolved.	290408

## Data Loaders

This topic provides a list of product changes released for this module in this version.

### Table 9: Resolved Issues

The following issues, which existed in one or more previous versions, have been resolved.

Description	Tracking ID
Previously, when you attempted to import data using Family Data Loader, if the same Key field values existed then duplicate records were created instead of updating the existing one. This issue has been resolved.	541489

## Failure Modes and Effects Analysis

This topic provides a list of product changes released for this module in this version.

### Table 10: Resolved Issues

The following issues, which existed in one or more previous versions, have been resolved.

Description	Tracking ID
Previously, when you attempted to add an asset to an FMEA, the performance was impacted. This issue has been resolved. Now, Asset Finder functionality is used in this workflow; as a result, the performance has improved.	518505
Previously, when you imported data into APM using the Failure Modes and Effects Analysis (FMEA) Data Loaders, the culture of the user loading the data was not considered for numeric values. This issue has been resolved.	357847
Previously, when you attempted to promote Recommended Actions to Asset Strategy Management, an error occurred. This issue occurred because the policy used for field mappings did not work as expected. This issue has been resolved.	350881

## Family Management

This topic provides a list of product changes released for this module in this version.

### Table 11: Enhancements and New Features

The following enhancements and new features have been added.

Description	Tracking ID
You can now configure the behavior of a field to display the Asset Finder.	148940

### Table 12: Resolved Issues

The following issues, which existed in one or more previous versions, have been resolved.

Description	Tracking ID
Previously, if you changed the field caption of a character field, the field length was changed to the default value of 50 in the user interface. This issue has been resolved. Now, if you change the field caption, the field length does not change automatically.	542568
Previously, in a PostgreSQL datasource, if you changed the field length of a character field that was propagated to child families, the length was not updated although the metadata was updated. This issue has been resolved. In addition, you can no longer change the field length by accessing the child family.	397862

## Family Policies

This topic provides a list of product changes released for this module in this version.

### Table 13: Enhancements and New Features

The following enhancements and new features have been added.

Description	Tracking ID
You can now configure the Email Contact node to send a plain text email.	519204
You can now enter values for the original value and the current entity value in the text box added, for validation of the Field Value Changing Condition node, when added in a Before Update family policy.	367694
To enhance usability and simplify entity value comparison, a new input node named Previous Entity has been added in the Before Update family policy.	367691
You can now configure the behavior of a field to display the Asset Finder.	148940

### Table 14: Resolved Issues

The following issues, which existed in one or more previous versions, have been resolved.

Description	Tracking ID
Previously, when the output from an Email node was a CSV file, for a record with multi-line text, the text spilled to the next line in the exported CSV file instead of showing in a single line. This issue has been resolved.	546036

## Foundation

This topic provides a list of product changes released for this module in this version.

### Table 15: Resolved Issues

The following issues, which existed in one or more previous versions, have been resolved.

Description	Tracking ID
Previously, the session timeout was interpreted in hours instead of minutes. This issue has been resolved. Now, the session timeout is accurately calculated in minutes.	566537

## Hazard Analysis

This topic provides a list of product changes released for this module in this version.

### Table 16: Resolved Issues

The following issues, which existed in one or more previous versions, have been resolved.

Description	Tracking ID
Previously, when you attempted to create a LOPA from <b>Hazards Analysis Consequence</b> that has an unmitigated risk assigned to it, then a blank screen appeared. This issue has been resolved.	556390

## Import and Export

This topic provides a list of product changes released for this module in this version.

### Table 17: Resolved Issues

The following issues, which existed in one or more previous versions, have been resolved.

Description	Tracking ID
Previously, when you attempted to import files that contained Field Behaviors with Query option having Literal values, then Field Behaviors metadata were imported incorrectly. This issue has been resolved.	285239

### Table 18: Obsolete Features

The following features are no longer available.

## Inspection Management

This topic provides a list of product changes released for this module in this version.

### Table 19: Enhancements and New Features

The following enhancements and new features have been added.

Description	Tracking ID
<p>You can now view related records for Inspection Tasks within the <b>Inspection Task</b> page. To facilitate this enhancement, the following changes have been made:</p> <ul style="list-style-type: none"> <li>The <b>Inspection Task</b> page now contains two sections, the <b>Details</b> section, which displays the Inspection Task datasheet, and the <b>Related Records</b> section, which displays collapsible sections by family containing the related records.</li> <li>A new configuration section, <b>Inspection Task Configuration</b>, has been added to the <b>Inspection Configuration Admin</b> page. Using this section, you can add, modify, or remove families related to the Inspection Task family for display in the <b>Related Records</b> section of the <b>Inspection Task Details</b> page.</li> <li>A Task Execution and Task Confirmation families have been added to the Inspection Task Configuration preferences as baseline. You can modify these preferences from the <b>Inspection Configuration Admin</b> page.</li> </ul>	264264

### Table 20: Resolved Issues

The following issues, which existed in one or more previous versions, have been resolved.

Description	Tracking ID
Previously, in a Thickness Measurement Location, the Material Grade field was not populated based on the Material Specification, the Design Code and the Code Year fields. This issue has been resolved.	541393
Previously, in the <b>Inspection Details</b> section, after modifying a checklist finding, if you switched tabs, the changes were not retained. This issue has been resolved.	531219
Previously, in the <b>IM Admin Preferences</b> page, when mapping the status of an Inspection or Inspection Recommendation to a corresponding state, there was performance issue and a large amount of memory was consumed by the application server. This issue has been resolved.	529565
Previously, when the database had a custom inspection family and the Event Family Name field was not derived from the parent Inspection Family, the state management control on the Inspection Details failed to load. This issue has been resolved.	407811

## Policy Designer

This topic provides a list of product changes released for this module in this version.

### Table 21: Resolved Issues

The following issues, which existed in one or more previous versions, have been resolved.

Description	Tracking ID
Previously, when the output from an Email node was a CSV file, for a record with multi-line text, the text spilled to the next line in the exported CSV file instead of showing in a single line. This issue has been resolved.	546036
Previously, when you attempted to delete a Case node that was copied and pasted, the <b>Policy Designer</b> page became unresponsive. This issue has been resolved.	172677




## Queries

This topic provides a list of product changes released for this module in this version.



**Table 22: Enhancements and New Features**

The following enhancements and new features have been added.

Description	Tracking ID
A new meta-SQL function, <code>String_Agg</code> , has been introduced that concatenates string values and places separator values between them. This separator is not added at the end of concatenated string.	280932
To enhance performance, the View Query page is no longer refreshed when you switch between pages. You must select the Run button (  ) to refresh the query results.	541947

**Table 23: Resolved Issues**

The following issues, which existed in one or more previous versions, have been resolved.

Description	Tracking ID
Previously, if you configured picklist behavior in a query, but the query did not contain a prompt, an error occurred when you executed the query. This issue has been resolved.	533657
Previously, if a query contained a DateAdd function with a prompt and a default value, an error occurred. This issue has been resolved.	531643
Previously, if a subquery contained special characters in the alias, and if the same column was used in the SELECT condition, an error occurred when you filtered the query results. This issue has been resolved.	532767
Previously, when you attempted to run a query that contained the <code>MI_SM_STATE_ID_C</code> field from a join query, an error occurred. This issue has been resolved.	532764
Previously, when you ran a query in formatted mode, the results displayed for date values were not formatted. This issue has been resolved.	562652
Previously, in the Results workspace, when you selected the search icon (  ) , the advanced search icon (  ) did not populate in the columns containing character field values. This issue has been resolved.	562651
Previously, if a query contained the ORDER BY command on a field that was not included in the SELECT list, when you filtered the query results, an error occurred. This issue has been resolved.	504018
Previously, in the <b>Advanced</b> section of the <b>Expression Builder</b> window, if you selected an incorrect data type for default prompt values, an error occurred. This issue has been resolved.	367892
Previously, when you attempted to create a query containing the COUNT function with *, an error occurred. This issue has been resolved.	159788

**Table 24: Known Issues**

The following known issues and limitations exist.

Description	Tracking ID
If you configure a date-time field to use the RCF1123 date format behavior, and if you include that field in a formatted query, the date is displayed in English, regardless of your language preference.	571424

## Production Loss Analysis

This topic provides a list of product changes released for this module in this version.

### Table 25: Resolved Issues

The following issues, which existed in one or more previous versions, have been resolved.

Description	Tracking ID
Previously, on the <b>PLA Administrator</b> page, in the <b>Codes</b> workspace, the baseline Production Event Codes did not appear in the <b>Event Codes</b> section. As a result, when setting up a new commercial event, you could not select any Production Event Code. However, in <b>Units</b> workspace, when you selected a unit, you could view the linked Event Codes. This issue has been resolved.	542171
Previously, for a user with a European culture setting, Production Plan date values were displayed in the dd/mm/yyyy format. This issue has been resolved. Now, the date value is displayed in the mm/dd/yyyy format.	537009

## Record Manager

This topic provides a list of product changes released for this module in this version.

### Table 26: Enhancements and New Features

The following enhancements and new features have been added.

Description	Tracking ID
You can provide the base URL in the <code>conditionalAlertBaseURL</code> parameter in the <code>C:\ProgramData\Meridium\appsettings.Global.json</code> file for the following types of APM configuration: <ul style="list-style-type: none"> <li>• Single server</li> <li>• Single server with SSO</li> <li>• Multiple server on a load balancer</li> <li>• Multiple server on a load balancer with SSO</li> </ul>	503491
To support future planned features, the Document Metadata ( <code>MI_REF_DOCUMENTS_METADATA_C</code> ) field has been added to the Reference Document family.	350699
You can now configure a datasheet to open in a separate window using the specified datasheet. To facilitate this enhancement, you can now use the hyperlink format <code>!datasheet-dialog/&lt;family key&gt;/&lt;entity key&gt;?datasheetID=&lt;Datasheet ID&gt;</code> .	282039

### Table 27: Resolved Issues

The following issues, which existed in one or more previous versions, have been resolved.

Description	Tracking ID
Previously, if the <b>Require a specific user to be assigned to a state</b> check box was selected for a state, and if the list contained a large number of Security Users, the performance of the state management control was impacted. This issue has been resolved.	555206
Previously, if a picklist that was dependent on another field in a datasheet contained more than 1000 items, you could not scroll to the end of the list. This issue has been resolved.	550481
Previously, the operations in State Management were not sorted as per the operation ID. This issue has been resolved.	547965
Previously, in a Bulk Data Form, when you selected values in a drop-down list box for a multi-value field, a null value was added in the list in addition to the values you selected. This issue has been resolved.	542918
Previously, when you printed a datasheet, the formatting of the content was incorrect. This issue has been resolved.	243139

### Table 28: Known Issues

The following known issues and limitations exist.

Description	Tracking ID
<p>If a field is configured with a picklist containing more than 1000 items, when the field is displayed in a Bulk Data Form or in the Detail section of a Master Detail datasheet, you can select only the first 1000 items.</p> <p>Workaround: To modify records with fields that contain picklists with more than 1000 items, use the tabular or custom datasheet in Record Manager.</p>	569973
<p>If a field is configured with a picklist containing more than 1000 items, picklist items are continuously loaded when you scroll to the end of the list or search for a value that was not initially displayed. In this case, when you select an item from the picklist and then save the record, you can no longer scroll or search the picklist to select an item that was not initially displayed.</p> <p>Workaround: You can select a different value from the picklist, and then place your cursor outside the field. When you select the field again, you can scroll or search to select any item from the picklist.</p>	569388
<p>If you enable the Asset Finder window behavior for a field in combination with conditional Disabled behavior, for example, using the Is Not Null condition to disable the field after you select an asset, the field is never disabled.</p>	547982
<p>When you change the Site of an existing record, the Site Key is not updated until you save the record. As a result, if you change the Site of a record, and then open the Asset Finder window, the assets that you can select do not match the Site of the record. To mitigate this issue, save the record immediately after changing the Site.</p>	546296

## Reliability Analytics

This topic provides a list of product changes released for this module in this version.

### Table 29: Enhancements and New Features

The following enhancements and new features have been added.

Description	Tracking ID
To enhance performance, when running a scenario in System Reliability, you can now set a simulation time limit. The simulation runs for the specified time limit before initiating a timeout. To facilitate this enhancement, a new field named Simulation Time Limit has been added to the System Analysis family.	520086

**Table 30: Resolved Issues**

The following issues, which existed in one or more previous versions, have been resolved.

Description	Tracking ID
Previously, in a System Reliability Analysis, when you edited the Distribution Type in the TTF Distribution datasheet, an error occurred when you saved the record. This issue has been resolved.	566272
Previously, in Reliability Distribution, when you attempted to modify any chart, incorrect data was displayed. This issue has been resolved.	503400

## Reliability Centered Maintenance

This topic provides a list of product changes released for this module in this version.

**Table 31: Resolved Issues**

The following issues, which existed in one or more previous versions, have been resolved.

Description	Tracking ID
Previously, when you attempted to add an asset to an RCM Analysis, the performance was impacted. This issue has been resolved. Now, Asset Finder functionality is used in this workflow; as a result, the performance has improved.	518505
Previously, when you imported data into APM using the Reliability Centered Maintenance (RCM) Data Loaders, the culture of the user loading the data was not considered for numeric values. This issue has been resolved.	357847
Previously, when you attempted to promote Recommended Actions to Asset Strategy Management, an error occurred. This issue occurred because the policy used for field mappings did not work as expected. This issue has been resolved.	350881

## Reports

This topic provides a list of product changes released for this module in this version.

**Table 32: Enhancements and New Features**

The following enhancements and new features have been added.

Description	Tracking ID
When you refresh a report, the report is now redeployed to the SQL Server Report Server (SSRS) and then the newly deployed report appears.	520373

**Table 33: Known Issues and Limitations**

The following known issues and limitations exist.

Description	Tracking ID
For some reports, the formatting in the reports preview is incorrect. <b>Workaround:</b> Add the list of reports whose formatting you want to fix in the ReportsToFix list in the Appsettings.json file.	285352

## Risk Based Inspection

This topic provides a list of product changes released for this module in this version.

### RBI 580 and RBI 581

**Table 34: Enhancements and New Features**

The following enhancements and new features have been added.

Description	Tracking ID
To improve the performance of the <b>RBI Process Unit</b> workspace, the RBI tree has been optimized to load the first 500 RBI Assets or Corrosion Loops linked to the Process Unit. To view additional records, you can select the <b>Load More Assets</b> or <b>Load More Corrosion Loop</b> option that appears at the bottom of the tree.	547120
You can now view Risk by Degradation Mechanism from the <b>RBI Asset Overview</b> page. To facilitate this enhancement, a new section, <b>Degradation Mechanism Risk Overview</b> , has been added to the <b>RBI Asset</b> workspace and will display the results of one of the following new catalog items: <ul style="list-style-type: none"><li>Public\Meridium\Modules\Risk Based Inspection \Queries\DM Risk Overview for Asset-580</li><li>Public\Meridium\Modules\Risk Based Inspection - 581\Queries\DM Risk Overview for Asset-581</li></ul>	365606
To improve usability, you can now navigate to the <b>Asset Health Manager</b> module for an asset from the <b>RBI Asset Overview</b> and <b>RBI Inspection Plan</b> workspace. To facilitate this enhancement, a new hyperlink, <b>Asset Health Manager</b> , has been added to the Asset Info Summary.	365092
You can now view the RBI Component associated with an Inspection Confidence Evaluation when accessing the Inspection History of a Degradation Mechanism.	261532

**Table 35: Resolved Issues**

The following issues, which existed in one or more previous versions, have been resolved.

Description	Tracking ID
Previously, the performance was slow when loading the <b>RBI Analysis</b> page if the page contained calculated analyses from the <b>RBI Asset</b> or the <b>Corrosion Loop</b> workspace. This issue has been resolved. To facilitate this fix, the queries related to the risk assessment of an RBI Analysis have been optimized. This issue has been resolved.	541386
Previously, the Degradation Mechanism field in a Potential Degradation Mechanism record was not set as a required field. As a result, if you did not enter a value in the field, you could not complete the RBI workflow. This issue has been resolved. To facilitate this fix, the Degradation Mechanism field is a required field.	504194
Previously, you could not modify Alternative Inspection Plans if an Inspection Task linked to a child Inspection Plan Detail record was deleted. This issue has been resolved. Now, when an Inspection Task is deleted, the Inspection Task check box for related Inspection Plan Detail records is cleared and the parent Alternative Inspection Plan can be edited.	504055
Previously, in the <b>Recommended Actions</b> pane in the <b>Inspection Plan</b> page, when you selected the link in the <b>Source</b> box for a consolidated Recommendation, an error occurred. This issue has been resolved. Now, when you select the source hyperlink, you are navigated to the RBI Asset of the consolidated Recommendation.	357461

## RBI 581

### Table 36: Enhancements and New Features

The following enhancements and new features have been added.

Description	Tracking ID
The Asset Outage Multiplier field in the RBI 581 Consequence Evaluation family has been updated to Outage Multiplier.	365256

### Table 37: Resolved Issues

The following issues, which existed in one or more previous versions, have been resolved.

Description	Tracking ID
<p>Previously, when calculating an RBI 581 Risk Analysis with a 581-Atmospheric Tank Bottom Corrosion Damage Mechanism, if the Selected Base Material Corrosion Rate field was set to Calculated and the AST Pad field was set to Continuous Concrete, an error occurred. This issue has been resolved. The RBI 581 Risk Analysis is now calculated successfully. In addition, a validation message has been added when the Operating Temperature is blank for a 581-Atmospheric Tank Bottom Corrosion Degradation Mechanism Evaluation when the Selected Base Material Corrosion field contains the value Calculated.</p> <p><b>Note:</b> This change will impact the calculation of the calculated corrosion rate for a 581-Atmospheric Tank Bottom Corrosion Degradation Mechanism.</p>	417362

## Root Cause Analysis

This topic provides a list of product changes released for this module in this version.

### Table 38: Resolved Issues

The following issues, which existed in one or more previous versions, have been resolved.

Description	Tracking ID
In the <b>Cause Details</b> section in the <b>RCA Overview</b> page, the <b>Cause Type</b> column did not display the cause type. This issue has been resolved.	569193

## Rounds Pro

This topic provides a list of product changes released for this module in this version.

### Table 39: Enhancements and New Features

The following enhancements and new features have been added.

Description	Tracking ID
You can now create and update records in bulk using the new Rounds Pro Step Readings Data Loader. The Data Loader uses the baseline Rounds Pro data model to create Step Readings and link them with the other records used in Rounds Pro. Using the Data Loader, you can create and update Step Readings records for a Route Instance.	366327

### Table 40: Resolved Issues

The following issues, which existed in one or more previous versions, have been resolved.

Description	Tracking ID
Previously, when attempting to assign a user or team to a Route Master, not all the active users and teams were visible. This issue has been resolved. Now, all active users and teams will be displayed.	290493

## Security Manager

This topic provides a list of product changes released for this module in this version.

### Table 41: Enhancements and New Features

The following enhancements and new features have been added.

Description	Tracking ID
To enable exporting a query to a file and to support scheduled export a baseline Security Group, Security Group for Query Export has been assigned to the following Security Roles: <ul style="list-style-type: none"><li>• MI Foundation Admin</li><li>• MI Foundation Power</li><li>• MI Foundation User</li></ul>	280212

### Table 42: Resolved Issues

The following issues, which existed in one or more previous versions, have been resolved.

Description	Tracking ID
Previously, if a security group contained an inactive user, you could not modify the security group details. This issue has been resolved.	541343
Previously, when you searched for a Security Group, the Home option did not appear after you selected a Security Group from the search results. This issue has been resolved.	363160

## SIS Management

This topic provides a list of product changes released for this module in this version.

### Table 43: Enhancements and New Features

The following enhancements and new features have been added.

Description	Tracking ID
You can now modify a SIS Proof Test Template when it is only in the Development state. In addition, the State Assignments options now appear in the upper-right corner of the page instead of inside the datasheet.	539473
To improve usability, you can no longer modify an <b>SIS Trip Report</b> if it is in the completed state. In addition, the State Assignments options now appear in the upper-right corner of the page instead of inside the datasheet.	84017

### Table 44: Resolved Issues

The following issues, which existed in one or more previous versions, have been resolved.

Description	Tracking ID
Previously, when importing an .exp file, if one of the loops fails due to a configuration issue, the entire import failed. This issue has been resolved. Now, if there is an issue with a loop, that specific loop is skipped for import, and this data is captured in a log file.	530237

## State Management

This topic provides a list of product changes released for this module in this version.

### Table 45: Resolved Issues

The following issues, which existed in one or more previous versions, have been resolved.

Description	Tracking ID
Previously, in a custom family, if <b>Hide State Transition Control</b> was enabled, it was not propagated to the child families. This issue has been resolved.	533629



## Thickness Monitoring

This topic provides a list of product changes released for this module in this version.

### Table 46: Enhancements and New Features

The following enhancements and new features have been added.

Description	Tracking ID
<p>When using the piping rotation workflow, you can now add piping bands of 36 and 48 positions to piping components.</p> <p><b>Note:</b> When using piping bands of 36 or 48 positions, you can manage the TMLs in the same way as would do for other piping components and bands. However, the capability to rotate or flip the component is not supported.</p>	541744
<p>You can now set the result grid column preferences for the following workspaces and sections:</p> <ul style="list-style-type: none"><li>• Piping Rotation what-if</li><li>• Piping Rotation history</li></ul> <p>To facilitate this enhancement, Advanced Settings is enabled for the result grid. The column preferences set on these result grids are saved as user preferences for the logged in user.</p>	350600

### Table 47: Resolved Issues

The following issues, which existed in one or more previous versions, have been resolved.

Description	Tracking ID
<p>Previously, in the <b>Measurements</b> section of a TML, the grid was not sorted correctly by the measurement taken date values. This issue occurred only if you used a culture other than English (United States). This issue has been resolved.</p>	537210

## V5.1.2.1.0

### Asset Strategy Management

This topic provides a list of product changes released for this module in this version.

### Table 48: Resolved Issues

The following issues, which existed in one or more previous versions, have been resolved.

Description	Tracking ID
<p>Previously, the performance was slow in a large database in the following scenarios:</p> <ul style="list-style-type: none"><li>• When activating Asset Strategies and Asset Strategy Templates</li><li>• When creating Risks and Mitigating Actions</li></ul> <p>This issue has been resolved.</p>	532753, 530783

## Foundation

This topic provides a list of product changes released for this module in this version.

### Table 49: Resolved Issues

The following issues, which existed in one or more previous versions, have been resolved.

Description	Tracking ID
Previously, the performance was slow when loading the following records: <ul style="list-style-type: none"><li>Relationships (that is, the predecessor and successor families)</li><li>State assignments (that is, potential assignees)</li></ul> This issue has been resolved.	530783

## Risk Based Inspection 580

This topic provides a list of product changes released for this module in this version.

### Table 50: Resolved Issues

The following issues, which existed in one or more previous versions, have been resolved.

Description	Tracking ID
Previously, the performance was slow when loading the <b>RBI Analysis</b> page if the page contained calculated analyses from the <b>RBI Asset</b> or the <b>Corrosion Loop</b> workspace. This issue has been resolved. To facilitate this fix, the queries related to the risk assessment of an RBI Analysis have been optimized. This issue has been resolved.	541154

## Risk Based Inspection 581

This topic provides a list of product changes released for this module in this version.

### Table 51: Resolved Issues

The following issues, which existed in one or more previous versions, have been resolved.

Description	Tracking ID
Previously, the performance was slow when loading the <b>RBI Analysis</b> page if the page contained calculated analyses from the <b>RBI Asset</b> or the <b>Corrosion Loop</b> workspace. This issue has been resolved. To facilitate this fix, the queries related to the risk assessment of an RBI Analysis have been optimized. This issue has been resolved.	541154

## Security Manager

This topic provides a list of product changes released for this module in this version.

### Table 52: Resolved Issues

The following issues, which existed in one or more previous versions, have been resolved.

Description	Tracking ID
Previously, the Active Directory (AD) sync with APM did not work as expected because the maximum groups that were retrieved for a single user was limited to 20. As a result, the groups that were required to be mapped to APM permission sets were not retrieved. This issue has been resolved. Now, all the groups assigned to a user are retrieved.	536772


## V5.1.2.0.0

### 360-View

This topic provides a list of product changes released for this module in this version.

#### Table 53: Enhancements and New Features

The following enhancements and new features have been added.

Description	Tracking ID
To enhance usability, you can now select 360 View as your Home page.	US617522
To enhance usability, in the <b>360 Views</b> page, you can set a value for <b>Rows per page</b> , and this configuration is saved as a user preference in the database.	US518585
To enhance usability, the Associated Page links configured for the currently selected asset are now displayed in the <b>More Options</b> menu (  ).	DE206804

#### Table 54: Resolved Issues

The following issues, which existed in one or more previous versions, have been resolved.

Description	Tracking ID
Previously, the query <code>Public\Meridium\Modules\Core\Queries\Asset 360 Roles Query</code> did not contain a column alias. This issue has been resolved. <b>Note:</b> If you previously modified this query, the <b>360 View Application Settings</b> page may fail to display because of the missing column alias. In this case, copy the updated version of the query from the baseline catalog folder to the public folder, and re-apply the modification.	DE210921
Previously, in the Groups view, if you selected an asset group that used more than one relationship type, some of the applicable 360 Views were not listed in the selection list. This issue has been resolved.	DE206981

### Action Management

This topic provides a list of product changes released for this module in this version.

#### Table 55: Resolved Issues

The following issues, which existed in one or more previous versions, have been resolved.

Description	Tracking ID
Previously, different number of recommendations were observed when viewing from Asset Health Manager and Action Management. This issue has been resolved. Now, the same recommendations numbers are seen.	DE209067

## APM Connect

This topic provides a list of product changes released for this module in this version.

### Table 56: Enhancements and New Features

The following enhancements and new features have been added.

Description	Tracking ID
<p>To improve efficiency and performance, the APM Connect solution has undergone a technology replacement; replacing Talend with Boomi as the integration tool. The new offering enhances the integration capabilities of APM Connect. The following versions are impacted:</p> <ul style="list-style-type: none"><li>• APM Connect Base version 3</li><li>• All APM Connect versions integrating with APM hosted on GE Vernova cloud, along with their associated integration jobs</li></ul> <p><b>Note:</b> APM Connect Base 1.X and all versions of APM with APM Connect Base 2.X, except APM version 4.5, are End-of-Life (EOL) on or before December 31, 2023. This change does not affect other areas of the APM product offering. The deadline to complete the Technology Replacement is December 13, 2024.</p>	US621522

### Table 57: Resolved Issues

The following issues, which existed in one or more previous versions, have been resolved.

Description	Tracking ID
<p>Previously, the APM Family Data Loader failed to load records when the data loader template was generated using third party libraries and a field contained a double quote character. This issue has been resolved.</p>	DE209720

## Asset Criticality Analysis

This topic provides a list of product changes released for this module in this version.

### Table 58: Resolved Issues

The following issues, which existed in one or more previous versions, have been resolved.

Description	Tracking ID
<p>Previously, in the <b>ACA Overview</b> page, if you changed the filter settings, the graphs in the page loaded twice - the first time with the old data and the second time with the correct data. This issue has been resolved. Now, the graphs load only once, showing the correct data based on the filter settings.</p>	DE209907
<p>Previously, if the Criticality Assessment for a given asset was equal to zero, then the System Criticality value was not getting updated. This issue has been resolved.</p>	DE208641

## Asset Health Manager

This topic provides a list of product changes released for this module in this version.

**Table 59: Resolved Issues**

The following issues, which existed in one or more previous versions, have been resolved.

Description	Tracking ID
Previously, when you selected the filter option in the <b>Health Indicator Source Management</b> window, the filter options were not appearing. This issue has been resolved.	DE212072
Previously, when you attempted to access the <b>Health Summary</b> page for a few Assets, sometimes, a timeout error occurred. This issue has been resolved. To facilitate this fix, the performance has been improved.	DE211959
Previously, when you viewed the limit definitions on the <b>Health Summary</b> pages, the limits were not appearing correctly for user cultures where comma was used as a decimal separator. This issue has been resolved.	DE183601

## Asset Strategy Implementation

This topic provides a list of product changes released for this module in this version.

**Table 60: Enhancements and New Features**

The following enhancements and new features have been added.

Description	Tracking ID
<p>To improve efficiency and to support creating and updating records in bulk, the Asset Strategy Implementation (ASI) Data Loader has been introduced. The Data Loader uses the baseline ASI data model to create records and link them to one another. Using the Data Loader, you can perform the following tasks:</p> <ul style="list-style-type: none"> <li>• Create and update Implementation Packages and Maintenance Packages containing all baseline Work Management Items (WMIs) in bulk.</li> <li>• Import custom WMIs that you have configured using the ASI Admin options.</li> </ul> <p>In addition, you can specify the records that you want to export. To facilitate this enhancement, a new box <b>Lookup Fields For Data loader and Export</b> has been added in the ASI Admin options.</p>	F70849
<p>To enhance usability, you can now export Implementation Packages, Maintenance Plans, and MIs in bulk using the new Export ASI Package feature. You can also export any custom WMI families. You can then use the exported package as a template to the Asset Strategy Implementation (ASI) Data Loader.</p> <p>In addition, you can configure the following settings:</p> <ul style="list-style-type: none"> <li>• <b>Lookup Fields For Data loader and Export:</b> Used to identify the records that you want to export.</li> <li>• <b>Exclude Fields From Export:</b> Used to provide the list of fields that you want to exclude while exporting a package.</li> </ul> <p>To facilitate this enhancement, the corresponding fields have been added in the ASI Admin options.</p>	F70849

## Asset Strategy Management

This topic provides a list of product changes released for this module in this version.

**Table 61: Enhancements and New Features**

The following enhancements and new features have been added.

Description	Tracking ID
<p>To support the accurate import of interval values for Strategy Maintenance Plans from SAP, the following enhancements have been implemented:</p> <ul style="list-style-type: none"> <li>The Planned Work interface now extracts the Maintenance Package intervals for each Operation and populates a new Package Intervals field on the EAM Plan Detail record. The interface now also populates the shortest interval and interval unit from the list to the new Shortest Package Interval and Shortest Package Interval Unit of Measure fields on the EAM Plan Detail record.</li> <li>The EAM Plan Detail Action Mapping Module Workflow Policy has also been modified to now recognize when importing records from a Strategy Plan and map the values from these new fields to the Interval and Interval Units fields on the Action, when using the Import from EAM feature.</li> </ul>	F60164
<p>In the <b>Implement Actions</b> window, if you have implemented an Action as an RBI Recommendation in an Inspection Plan, the Inspection Task ID with a hyperlink to open the task related to the Action is displayed. A message appears indicating that the Action has been implemented in RBI via an Inspection Plan and you will not be able to unlink or implement the Action in the Asset Strategy Management module.</p>	US614213
<p>Action field mappings for Inspection, Calibration, and Proof Test Tasks have been converted from business rules to Policies providing ease of configuration for both on-premises and cloud deployments.</p>	<ul style="list-style-type: none"> <li>US614133</li> <li>US609983</li> </ul>
<p>You can now hide Asset Strategy Optimization (ASO) from APM. To facilitate this enhancement, a checkbox <b>Enable ASO</b> has been added to the <b>ASM Preferences</b> section in the <b>ASM Admin</b> page.</p>	US608568

**Table 62: Resolved Issues**

The following issues, which existed in one or more previous versions, have been resolved.

Description	Tracking ID
<p>Previously, in the <b>Implement Actions</b> section, if your APM license did not include all modules, blank options appeared in the <b>Implement</b> menu. This issue has been resolved.</p>	DE213297
<p>Previously, the following issues existed:</p> <ul style="list-style-type: none"> <li>The Risk Analysis graph in the baseline Strategy Report was not updated correctly when changes were made to a Strategy.</li> <li>The Strategy report was not updated correctly when actions were removed from a Strategy.</li> </ul> <p>These issues have been resolved.</p>	DE211384
<p>Previously, for RBI Application setting, the <b>Implement</b> Button was enabled while selecting RBI Preferences for a Task in the <b>Implement Action</b> section of Asset Strategy Management. This issue has been resolved. The <b>Implement</b> Button is now disabled.</p>	DE210403

Description	Tracking ID
Previously, in the <b>ASM Overview</b> page, the result grid filter settings were not retained when switching pages. This issue has been resolved.	DE209630
Previously, when you attempted to implement action as a Rounds Pro step using the <b>Create New From Template</b> option, you could not search and filter the templates. This issue has been resolved.	DE209012
Previously, when you exported an Asset Strategy, the decimal values were not formatted based on your culture setting. This issue has been resolved.	DE208411
Previously, when you attempted to unlink implemented Strategy under Asset Strategy Management, an error occurred. This issue has been resolved. Now, you can unlink an implemented Strategy.	DE207652
Previously, in an AHM workflow in Asset Strategy, incorrect or duplicate general recommendation IDs were getting generated. This issue has been resolved. The recommendation IDs are now generated in sequence.	DE207648

## Calibration Management

This topic provides a list of product changes released for this module in this version.

### Table 63: Resolved Issues

The following issues, which existed in one or more previous versions, have been resolved.

Description	Tracking ID
Previously, there was no option to view field history when you opened any datasheet in Calibration Management. This issue has been resolved.	US607065
Previously, when you performed an automated calibration with 2 UP or 2 DOWN calibration strategies using Fluke 754 calibrator, the values that you entered were ignored and were not received by APM. This issue has been resolved.	DE210825

## Compliance Management

This topic provides a list of product changes released for this module in this version.

### Table 64: Resolved Issues

The following issues, which existed in one or more previous versions, have been resolved.

Description	Tracking ID
Previously, when you accessed the NR13 Full Inspection Report or NR13 General Inspection Report, you were unable to view the images that were added as reference images. This issue has been resolved.	DE213874
Previously, when using the European Inspection Management workflow, if you attempted to implement an Inspection Task from Compliance Recommendation, within a Posgres database, an error occurred. This issue has been resolved.	DE213742

## Datasets

This topic provides a list of product changes released for this module in this version.

### Table 65: Resolved Issues

The following issues, which existed in one or more previous versions, have been resolved.

Description	Tracking ID
Previously, in the Datasets user interface, the styling of <b>Create New Dataset</b> button and <b>Save</b> button had usability issues. This issue has been resolved. Now, a tooltip text appears for the <b>Create New</b> and <b>Save</b> buttons in the Datasets user interface.	DE199490

## Documentation

This topic provides a list of product changes released for this module in this version.

### Table 66: Resolved Issues

The following issues, which existed in one or more previous versions, have been resolved.

Description	Tracking ID
Previously, a few web links were broken in the Getting Started user documentation. This issue has been resolved.	DE213628

## Failure Modes and Effects Analysis

This topic provides a list of product changes released for this module in this version.

### Table 67: Resolved Issues

The following issues, which existed in one or more previous versions, have been resolved.

Description	Tracking ID
Previously, in the <b>Analysis</b> section, when you accessed the Risk Matrix of a Failure Effect, and updated the Unmitigated Risk value of Probability for Financial category, then the Mitigated Risk value of Probability for Financial category was also updated. This issue has been resolved.	DE213244
Previously, if you had configured Risk Card in Asset Strategy Management to display the <b>Driving Unmitigated Risk Category</b> field, an error appeared when you attempted to open either an Asset Strategy or an Asset Strategy Template. This issue has been resolved.	DE212112
Previously, if the initial state of an FMEA/RCM Recommendation was modified, and you attempted to consolidate those Recommendations, an error occurred. This issue has been resolved.	DE211137
Previously, after creating an FMEA Analysis, if you made additional changes in the same page, the page was unresponsive. However, if you refreshed the page, your changes were saved. This issue has been resolved.	DE210388



Description	Tracking ID
Previously, when you uploaded the FMEA Asset Template through the Data Loader, the Asset Description field was not updated. This issue has been resolved.	DE209366
Previously, when you uploaded data using the Failure Modes and Effects Analysis (FMEA) Data Loaders, the asset details were not updated for the FMEA Analysis Template. This issue has been resolved.	DE209066

## Family Management

This topic provides a list of product changes released for this module in this version.

### Table 68: Resolved Issues

The following issues, which existed in one or more previous versions, have been resolved.

Description	Tracking ID
Previously, when you set the field behaviour to Disabled, based on the security group assigned to the user, the field was not disabled. This issue has been resolved.	DE211769
Previously, when you tried to build Picklist behaviour using querylist and prompts, the same field could be used as input to the query, which could potentially cause an error. This issue has been resolved. Now, you cannot select the same field as prompt, as input to the query.	DE208500
Previously, in the <b>Manage ID Template</b> window, you could not drag and drop the template ID fields and rearrange them. This issue has been resolved	DE193226

## Family Policies

This topic provides a list of product changes released for this module in this version.

### Table 69: Enhancements and New Features

The following enhancements and new features have been added.

Description	Tracking ID
To enhance user experience, you can now export the summary of execution results of a Policy Instance in a Microsoft Excel spreadsheet. You can also filter summary of execution results and download the filtered result.	F74835
When triggering an email using the Email Contact node, you can specify whether to include a message to state that all time values are shown in the UTC format. To facilitate this enhancement, a new check box named <b>Include Time Zone message in email body</b> has been added to the Email Contact node.	US616320
During policy validation, in the <b>To Address</b> field in an Email Contact node, the syntax of the email address that you enter is now validated. If the syntax is incorrect, an error message appears.	US615877
To enhance usability, node icons for Query Entity, Python node, and State Transition have been refreshed.	US596295

### Table 70: Resolved Issues

The following issues, which existed in one or more previous versions, have been resolved.

Description	Tracking ID
Previously, if an extra space was added before or after an Email ID, the Policy execution failed and the Email Contact node displayed an error indicating that the specified string was not in the form required for an e-mail address. This issue has been resolved.	DE211154
Previously, the Email Contact node failed when Policy information was unable to fit in the Reference Document description field. This issue has been resolved. Now, Policy information is stored in the Long Description field of the Reference document.	DE210795
Previously, the schedule for background cleanup job was enhanced to provide additional options to control the job start time, end time, and selection of time zone. However, because of this change, the job start time was inconsistent. This issue has been resolved.	DE210437
Previously, if the entity key did not match with an available Policy, the Policy Trigger service displayed the <code>NotExistException</code> error and the job appeared in the <b>Failed</b> section of the Job Monitoring Dashboard. This issue has been resolved.	DE210056
Previously, the Delete Relationship and Create Relationship node check did not happen if an existing relationship was already available for the given entity records. This issue has been resolved.	DE209749
Previously, even if you removed the JSON Parser node from the <b>Design</b> workspace, a message appeared, stating that you must add at least one JSON path expression, and you could not save your changes to the family policy. These issues have been resolved.	DE207252

## Foundation

This topic provides a list of product changes released for this module in this version.

### Table 71: Enhancements and New Features

The following enhancements and new features have been added.

Description	Tracking ID
<p>To enhance usability, you can now:</p> <ul style="list-style-type: none"> <li>Select additional APM page types as your Home Page.</li> <li>Reset your Home Page preference to the default Home Page.</li> </ul> <p>To facilitate this enhancement, the <b>Set active tab as Home Page</b> and <b>Reset Home Page to default</b> options have been added to the <b>User</b> menu in the top navigation bar.</p>	US617522
To improve product security, now, when the <code>Your session has expired</code> window is displayed, the current APM page content is hidden. Further, you can no longer cancel the dialog to return to APM; you may only proceed directly to the login page.	US607469

### Table 72: Resolved Issues

The following issues, which existed in one or more previous versions, have been resolved.

Description	Tracking ID
Previously, in the Asset Finder dialog, if the asset selection was restricted to the site of a linked record or analysis, you could not select an asset assigned to the Global Site. This issue has been resolved.	DE212046
Previously, when you selected a link containing a query parameter, and this caused the dialog box with the message <code>Sorry, 8 Tab Limit Reached</code> to be displayed, the page was refreshed. This may have caused the page to display unexpected data. This issue has been resolved.	DE210756
Previously, when you refreshed a page containing a data grid, the grid was displayed using the default settings. This issue has been resolved. Now, when you refresh that page, the data grid is displayed using the stored user preferences.	DE206049

## General Dashboards

This topic provides a list of product changes released for this module in this version.

### Table 73: Resolved Issues

The following issues, which existed in one or more previous versions, have been resolved.

Description	Tracking ID
Previously, when you exported a Dashboard as a PDF, if the screen width of your device was greater than 1024 px, the image of the Dashboard was incorrectly proportioned. This issue has been resolved.	DE157291

## Graphs

This topic provides a list of product changes released for this module in this version.

### Table 74: Resolved Issues

The following issues, which existed in one or more previous versions, have been resolved.

Description	Tracking ID
Previously, when you exported a Graph as a PDF, if the screen width of your device was greater than 1024 px, the image of the Graph was incorrectly proportioned. This issue has been resolved.	DE157291

## Hazards Analysis

This topic provides a list of product changes released for this module in this version.

### Table 75: Enhancements and New Features

The following enhancements and new features have been added.

Description	Tracking ID
To enhance usability, Hazards Analysis has been moved from INTEGRITY to a new section named SAFETY in the module navigation menu.	US607110

**Table 76: Resolved Issues**

The following issues, which existed in one or more previous versions, have been resolved.

Description	Tracking ID
Previously, when you deleted a Hazards Analysis, the following records were not deleted: <ul style="list-style-type: none"><li>• Hazards Analysis Revision</li><li>• Hazards Analysis System/Node Revision</li><li>• HAZOP Deviation Revision</li><li>• What If Revision</li><li>• Hazards Analysis Cause Revision</li><li>• Hazards Analysis Consequence Revision</li><li>• Hazards Analysis Safeguard Revision</li></ul> This issue has been resolved.	DE208880
Previously, when you attempted to promote a recommendation to ASM, an incorrect error message appeared if the recommendations were linked to different assets from the same Hazards Analysis Cause. This issue has been resolved.	DE205596

## Import and Export

This topic provides a list of product changes released for this module in this version.

**Table 77: Resolved Issues**

The following issues, which existed in one or more previous versions, have been resolved.

Description	Tracking ID
Previously, when you attempted to schedule export for a file with filename containing a white space, then the download failed. This issue has been resolved. Now, the white space in the file name is replaced by a underscore.	DE194663


## Inspection Management

This topic provides a list of product changes released for this module in this version.

**Table 78: Resolved Issues**

The following issues, which existed in one or more previous versions, have been resolved.

Description	Tracking ID
Previously, in the <b>Inspection Overview</b> section of Inspection Details, a blank space appeared above the Checklist Finding datasheet. This issue has been resolved.	F74195
Previously, when you attempted to create a New Technical Asset Data datasheet for an asset, the datasheet header did not stay fixed at the top when you scrolled down the page. This issue has been resolved.	US614253
Previously, in the <b>Inspection Details</b> page, when editing a General Finding or a Sub-Inspection, if the datasheet contained a date field, you could not select the date using the calendar. This issue has been resolved.	DE212472

Description	Tracking ID
Previously, when you moved an inspection from Approved to Rework state, an error occurred. The issue appeared only for the inspections that were already approved in APM V4 and upgraded to state management in APM V5. This issue has been resolved.	DE211939
Previously, when you opened an existing Recommendation record in the Recommendations panel, you could modify field values without first selecting the  button. When you closed the datasheet, you could inadvertently save the modifications when the Unsaved Changes dialog was displayed. This issue has been resolved	DE210336

### Table 79: Obsolete Features

The following features are no longer available.

Description	Tracking ID
<p>The new BDF architecture does not support the ability to load content using catalog queries. Therefore, the following queries are now marked obsolete:</p> <ul style="list-style-type: none"> <li>• Bundle Inspections for Review - Choose State and Reviewer</li> <li>• Bundle Inspections for Review for Current User - Choose State</li> <li>• Bundle Inspections Pending Approval for Current User</li> <li>• Full Inspections for Review - Choose State and Reviewer</li> <li>• Full Inspections for Review for Current User - Choose State</li> <li>• Full Inspections Pending Approval for Current User</li> <li>• General Inspections for Review - Choose State and Reviewer</li> <li>• General Inspections for Review for Current User - Choose State</li> <li>• General Inspections Pending Approval for Current User</li> <li>• Pressure Inspections Pending Approval for Current User</li> <li>• Pressure Test Inspections for Review - Choose State and Reviewer</li> <li>• Pressure Test Inspections for Review for Current User - Choose State</li> </ul> <p>In addition, the following URL is not supported: "#im/reviewandapproveinspection?querypath=" +&lt;inspection query path&gt;</p>	DE210524

## Integrity Mobile Application

This topic provides a list of product changes released for this module in this version.

### Table 80: Enhancements and New Features

The following enhancements and new features have been added.

Description	Tracking ID
You can now access and modify Inspection Health Evaluation records for checklist events in the <b>Inspection Sheet</b> section. When you modify an Inspection Health Evaluation for a given checklist category, the corresponding icon is updated in the checklist category header.	US613040
Integrity Mobile App now supports application servers configured via the application proxy of Azure. When entering the server URL, you will be automatically redirected to the SSO Login page where you can enter credentials for authentication. After authentication, you will be prompted to select a datasource, and then you can access the application.	US616655
To enhance usability, now, when you attempt to access the Integrity Mobile App, and if an error occurs on the Server Settings or the Login page, a new button, <b>Info Log</b> , appears that provides you with the detailed log information that you can use to view the error logs.	US614220

### Table 81: Resolved Issues

The following issues, which existed in one or more previous versions, have been resolved.

Description	Tracking ID
Previously, when you attempted to log in to the Integrity Mobile app, unprocessed requests for client certification-based authentication resulted in a blank login page. This issue has been resolved.	DE213169
Previously, in certain scenarios, when you attempted to log in to Integrity Mobile app using SSO, the app would freeze, and a blank SSO Login screen appeared. This issue has been resolved.	DE212126

## Layers of Protection Analysis

This topic provides a list of product changes released for this module in this version.

### Table 82: Enhancements and New Features

The following enhancements and new features have been added.

Description	Tracking ID
To enhance usability, Layers of Protection Analysis has been moved from INTEGRITY to a new section named SAFETY in the module navigation menu.	US607110

## Management of Change

This topic provides a list of product changes released for this module in this version.

### Table 83: Enhancements and New Features

The following enhancements and new features have been added.

Description	Tracking ID
To enhance usability, Management of Change has been moved from INTEGRITY to a new section named SAFETY in the module navigation menu.	US607110

#### Table 84: Resolved Issues

The following issues, which existed in one or more previous versions, have been resolved.

Description	Tracking ID
Previously, when you created a MOC Change Project record, the record displayed a global site key, irrespective of the user's default site. This issue has been resolved.	DE210853

## Manage Translations

This topic provides a list of product changes released for this module in this version.

#### Table 85: Resolved Issues

The following issues, which existed in one or more previous versions, have been resolved.

Description	Tracking ID
Previously, if your culture settings was other than English, and a large amount of customized localized metadata strings were created for the culture, performance issues were observed. This issue has been resolved.	DE212941

## Metrics and Scorecards

This topic provides a list of product changes released for this module in this version.

#### Table 86: Enhancements and New Features

The following enhancements and new features have been added.

Description	Tracking ID
To enhance functionality, a Super User, MI Metrics Admin, and MI Metrics User will override MI Metrics Viewer. To facilitate this enhancement, sequential permission check is introduced so that MI Metrics Viewer does not override Super User, MI Metrics Administrator, and MI Metrics Users, as per the earlier functionality.	US612356

#### Table 87: Resolved Issues

The following issues, which existed in one or more previous versions, have been resolved.

Description	Tracking ID
Previously, when Worst, Critical, Target, Stretch and Best values of a KPI were retrieved from an APM Query, and when you updated the measures, the <b>Updated actual values/scores</b> section did not display any values or limits. This issue has been resolved.	DE209856

## Mobile Proof Testing

This topic provides a list of product changes released for this module in this version.

#### Table 88: Enhancements and New Features

The following enhancements and new features have been added.

Description	Tracking ID
To enhance usability, Mobile Proof Testing has been moved from INTEGRITY to a new section named SAFETY in the module navigation menu.	US607110

## OT Connect

This topic provides a list of product changes released for this module in this version.

### Table 89: Resolved Issues

The following issues, which existed in one or more previous versions, have been resolved.

Description	Tracking ID
Previously, when you attempted to retrieve readings using the OT Connect OPC UA Adapter, if the quality of a reading value was bad, an error occurred. This issue has been resolved. Now, if the reading value is of bad quality, no error message appears.	DE213527

## Policy Designer

This topic provides a list of product changes released for this module in this version.

### Table 90: Enhancements and New Features

The following enhancements and new features have been added.

Description	Tracking ID
To enhance user experience, you can now export the summary of execution results of a Policy Instance in a Microsoft Excel spreadsheet. You can also filter summary of execution results and download the filtered result.	F74835
When triggering an email using the Email Contact node, you can specify whether to include a message to state that all time values are shown in the UTC format. To facilitate this enhancement, a new check box named <b>Include Time Zone message in email body</b> has been added to the Email Contact node.	US616320
During policy validation, in the <b>To Address</b> field in an Email Contact node, the syntax of the email address that you enter is now validated. If the syntax is incorrect, an error message appears.	US615877
When configuring scheduled policy execution, if you observe daylight saving and you need not change scheduling time from the standard time to daylight saving, you can now use the new <b>Disregard Daylight Saving Time</b> check box. When you select the check box, the schedule will remain at the same scheduled time.	US619449



Description	Tracking ID
To enhance usability, node icons for State Transition, Python, JSON Parser, and API nodes have been refreshed.	US596295
<p>To enhance the traceability of policy designs, you can now see when a policy model was last updated on the Policy <b>Designer Overview</b> page.</p> <p>To facilitate this enhancement, a new field named Last Policy Model Change Date has been added to the Policy family. This field is updated only if a substantive modification to the policy model is saved. The queries used by the <b>Policies</b> and <b>Module Workflow Policies</b> sections of the <b>Policy Designer Overview</b> page have been updated to display the new field. If you have previously modified these queries, in order to view the last policy model change date on the <b>Policy Designer Overview</b> page, you must copy the updated queries from the baseline folder and reapply your modifications.</p>	US377128

### Table 91: Resolved Issues

The following issues, which existed in one or more previous versions, have been resolved.

Description	Tracking ID
Previously, Policy instances were getting deactivated when uploaded from data loader for the Policies that have Point Value node. This issue has been resolved.	DE213015
Previously, when the Case Node input value was selected as text but not populated, you were still able to save the Policy. This issue has been resolved.	DE212205
Previously, if an extra space was added before or after an Email ID, the Policy execution failed, and the Email Contact node displayed an error message, indicating that the specified string was not in the format required for an email address. This issue has been resolved.	DE211154
Previously, the Email Contact node failed when Policy information was unable to fit in the Reference Document description field. This issue has been resolved. Now, Policy information is stored in the Long Description field of the Reference document.	DE210795
Previously, when you executed an API node for a certain URL path of APM APIs, an error occurred. This issue has been resolved.	DE210448
Previously, the schedule for background cleanup job was enhanced to provide additional options to control the job start time, end time, and selection of time zone. However, because of this change, the job start time was inconsistent. This issue has been resolved.	DE210437
Previously, if the entity key did not match with an available Policy, the Policy Trigger service displayed the <code>NotExistException</code> error and the job appeared in the <b>Failed</b> section of the Job Monitoring Dashboard. This issue has been resolved.	DE210056
Previously, the Delete Relationship and Create Relationship node check did not happen if an existing relationship was already available for the given entity records. This issue has been resolved.	DE209749
Previously, even if you removed the JSON Parser node from the <b>Design</b> workspace, a message appeared, stating that you must add at least one JSON path expression, and you could not save your changes until you deactivated the policy. These issues have been resolved.	DE207252

## Production Loss Analysis

This topic provides a list of product changes released for this module in this version.

### Table 92: Enhancements and New Features

The following enhancements and new features have been added.

Description	Tracking ID
To enhance usability, while entering a value for the Causing Asset field in the Production Event datasheet or the Associated Unit field in a Production Unit, you can now select from all the assets that are filtered based on the site to which you are assigned in the Asset Finder.	US610733

## Queries

This topic provides a list of product changes released for this module in this version.

### Table 93: Resolved Issues

The following issues, which existed in one or more previous versions, have been resolved.

Description	Tracking ID
Previously, a common time zone was not used for all date constants in a query. This issue has been resolved. Now, the user's time zone is considered for all date constants.	US603779
Previously, if the Family ID Template contained a hyperlink field, the generated ID included the full anchor tag. This has been resolved. Now, the generated ID contains only the embedded text.	DE211926
Previously, on a PostgreSQL datasource, if you attempted to run a query that used constant time, an error occurred. For example, if you run the following query, an error occurred:  <pre>SELECT (# :t '00:00:00') "Time" FROM [AQA REG All Fld Types]</pre> This issue has been resolved.	DE210430
Previously, if you added a hyperlink in a query, and a value returned by the query that was inserted into the hyperlink as a parameter included special characters that must be encoded (for example, ?, %, or &), the hyperlink did not work as expected. This issue has been resolved.  To enable the resolution of this defect, now, when you add a manual hyperlink definition in a query that includes an explicit parameter value containing a special character, you must enter the URL-encoded value of the parameter. For example, the manual hyperlink to open a record in Record Manager using a datasheet with the ID TEST?&% must be entered as #record-manager/{1}?datasheetid= TEST%3F%26%25, assuming that the entity key of the record appears in column 1 of the query. However, if a parameter value used in a hyperlink appears in the query result, and is represented in the hyperlink definition by the column reference {n}, you need not encode it.  To support this fix, a utility that identifies affected query hyperlinks has been made available. Please refer to KBA 000069850. Contact GE Vernova support if you need help in updating existing query hyperlink definitions.	DE210003

Description	Tracking ID
Previously, if a union query with state ID and families containing different caption for a common state ID, was executed, the state caption of the family that was first in the union query was considered. This has been resolved. Now, each family contains a unique caption.	DE207744
Previously, if you accessed the <b>Query</b> page, a warning message appeared. This issue has been resolved.	DE207421
Previously, the State Caption and Operation Caption fields were not translated to the language based on your culture settings. This issue has been resolved.	DE206277

## Record Manager

This topic provides a list of product changes released for this module in this version.

### Table 94: Enhancements and New Features




The following enhancements and new features have been added.

Description	Tracking ID
To support other enhancements, the Long Description field has been added to the Reference Document family.	US615589
To enhance usability, you can now create a link to open the Bulk Data Form to create a new record using the URL format #bdf-screen/<family key or id>.	US610043
To enhance usability, you can now configure picklists in datasheets with more than 1000 values. Now, when you scroll to the end of the picklist, additional values will be loaded automatically.	US606012
To enhance usability, when you view records in the Bulk Data Form, you can set a value for <b>Rows per page</b> , and this configuration is saved as a user preference in the database.	US518585

### Table 95: Resolved Issues

The following issues, which existed in one or more previous versions, have been resolved.

Description	Tracking ID
Previously, if you attempted to close the Bulk Data Form with unsaved changes, then selected <b>Yes</b> in the <b>Unsaved Changes</b> window, the Bulk Data Form remained open. If you then continued to use the Bulk Data Form, duplicate records may have been created. This issue has been resolved. Now, when you select <b>Yes</b> in the <b>Unsaved Changes</b> window, the Bulk Data Form is closed.	DE213437
Previously, if you configured a URL to create a record in a separate datasheet window, the window was blank. This issue has been resolved. Now, you can use any of the following URL formats to create a record in a new datasheet window: <ul style="list-style-type: none"> <li>!datasheet-dialog/{family key or ID}/0</li> <li>!datasheet-dialog/{family key or ID</li> </ul> You can use the canEdit and caption parameters with the URLs.	DE213078

Description	Tracking ID
Previously, if you selected <b>Authentication Required to Insert or Update Records</b> in a family configuration, when you attempted to save a record in the family, the user ID field in the <b>Re-Authenticate to Complete Save</b> window was not populated, authentication failed and the record was not saved. This issue has been resolved.	DE212889
Previously, when you specified the Family Key as the FamilyKey parameter value using the Bulk Data Form URL, an error occurred and the URL failed to open. This issue has been resolved.	DE212746
Previously, when using Record Manager to open a record with State Management enabled for the family or related families, there was a performance issue. This issue has been resolved.	DE212902
Previously, state captions were not translated in the <b>Manage State Assignment</b> window. This issue has been resolved. Now, the state captions are translated as expected.	DE212779
Previously, when you accessed a Master Detail datasheet, the <b>Reference Documents</b> link was not always displayed in the More Options menu (  ). This issue has been resolved.	DE212356
Previously, if you configured a tabular datasheet with four or five columns, when you opened the datasheet in the Bulk Data Form, the column headings were incorrect. This issue has been resolved.	DE211338
Previously, when you accessed the datasheet in a dialog window for a family where Site Filtering was not configured, then the save button (  ) was not displayed. This issue has been resolved.	DE209862
Previously, in a multi-value field, the check box to select all the options was not properly formatted and was difficult to select. This issue has been resolved. Now, when you point to or select a multi-value field, the check box is correctly displayed.	DE209383
Previously, when a masked field was history enabled, while displaying the revision history, the actual value was displayed. This issue has been resolved. Now the masked field values appear as *.	DE208498
Previously, when editing a record in the Bulk Data Form, switching between fields did not work as expected. This issue has been resolved. However, if your connection to the APM system is slow, when you tab out of a field that is the predecessor of a dependent picklist, you may notice a delay in populating the dependent picklist with the correct values.	DE208318
Previously, when you selected the <b>Turn ON Help Text?</b> option, the help text was not displayed for fields that used the (  ) button to open a selection window. This issue has been resolved.	DE210151
Previously, when you printed a datasheet as a PDF, sometimes, fields split over a page break. This issue has been resolved. Now, the entire field and associated label appear on the same page, which may result in extra space at the end of some pages.	DE139835

### Table 96: Obsolete Features

The following features are no longer available.

Description	Tracking ID
Due to unexpected impact on other features, the capability to copy data from fields that are locked for editing has been removed.	DE210640

### Table 97: Known Issues and Limitations

The following known issues and limitations exist.

Description	Tracking ID
<p>If a field is configured with a picklist using a query with input parameters, the picklist is restricted to the first 1000 results in the query.</p> <p>Workaround: You can reconfigure the query to remove the input parameters; additional values are then loaded into the picklist when you scroll to the end of the list. There is no limit to the number of values in the picklist.</p>	280180

## Reliability Analytics

This topic provides a list of product changes released for this module in this version.

### Table 98: Enhancements and New Features

The following enhancements and new features have been added.

Description	Tracking ID
To enable new workflows, Simulation Results Family includes values from the Trends and Histograms.	US619613
To enhance performance in System Reliability, you can specify which scenarios to use when running a simulation. You can also view whether a scenario is valid and thus decide whether to run the scenario.	US616818
<p>To enhance usability, you can now copy the following records:</p> <ul style="list-style-type: none"><li>Automation Rules</li><li>Probability Distribution Analysis</li><li>Production Analysis</li><li>Reliability Distribution Analysis</li><li>Reliability Growth Analysis</li><li>Spares Analysis</li><li>System Reliability Analysis</li></ul>	<ul style="list-style-type: none"><li>US596520</li><li>US596519</li><li>US596518</li><li>US596517</li><li>US596516</li><li>US518072</li><li>US518071</li></ul>

### Table 99: Resolved Issues

The following issues, which existed in one or more previous versions, have been resolved.

Description	Tracking ID
Previously, in a Production Analysis, when you changed the Subdivided Region colors, the cancel option did not cancel when changing the color via text code. This issue has been resolved.	DE208953
Previously, when you clicked the Production Analysis full screen button to expand, and then clicked the button again to reduce the screen size, the <b>Production Analysis</b> window closed completely, functioning similar to the <b>Collapse</b> button. This issue has been resolved.	DE208950
Previously, a user with read-only access could perform the following tasks: <ul style="list-style-type: none"> <li>• Add Failure Distribution in Spares Analysis</li> <li>• Configure optimization settings, create TTF Distribution, and create a Failure Consequence in System Analysis</li> <li>• Merge and unmerge Automation Rules</li> </ul> This issue has been resolved.	DE136782

## Reliability Centered Maintenance

This topic provides a list of product changes released for this module in this version.

### Table 100: Resolved Issues

The following issues, which existed in one or more previous versions, have been resolved.

Description	Tracking ID
Previously, in the <b>Analysis</b> section, when you accessed the Risk Matrix of a Failure Effect, and updated the Unmitigated Risk value of Probability for Financial category, then the Mitigated Risk value of Probability for Financial category was also updated. This issue has been resolved.	DE213244
Previously, if you had configured Risk Card in Asset Strategy Management to display the <b>Driving Unmitigated Risk Category</b> field, an error appeared when you attempted to open either an Asset Strategy or an Asset Strategy Template. This issue has been resolved.	DE212112
Previously, if the initial state of an FMEA/RCM Recommendation was modified, and you attempted to consolidate those Recommendations, an error occurred. This issue has been resolved.	DE211137
Previously, after creating an RCM Analysis, if you made additional changes in the same page, the page was unresponsive. However, if you refreshed the page, your changes were saved. This issue has been resolved.	DE210388
Previously, when you attempted to upload data using the Reliability Centered Maintenance (RCM) Data Loader, the asset details were not updated for the RCM Analysis Template. This issue has been resolved.	DE209066

## Risk Based Inspection

This topic provides a list of product changes released for this module in this version.

### RBI 580 and RBI 581

### Table 101: Enhancements and New Features

The following enhancements and new features have been added.

Description	Tracking ID
<p>To enhance usability, you can now save result grid column preferences in more workspaces and sections. To facilitate this enhancement, advanced settings are enabled for these result grids:</p> <ul style="list-style-type: none"> <li>• Risk Based Inspection Overview <ul style="list-style-type: none"> <li>◦ Pending Reassessment</li> <li>◦ No Recommendations</li> <li>◦ Inspection/TM Updates</li> </ul> </li> <li>• RBI Bulk Evergreening</li> <li>• Bulk Create What-If Analyses</li> <li>• Export Analysis</li> <li>• Corrosion Loop Overview</li> <li>• Asset Overview</li> </ul>	US615105
<p>To enhance usability, when linking an RBI Recommendation to an existing Inspection Task, the Task Details field value in the Inspection Task is now appended with the Recommended Inspection Scope field value in the RBI Recommendation (instead of overwriting the value).</p> <p><b>Note:</b> The Task Details value will not be updated if you unlink an RBI Recommendation from an Inspection Task.</p>	US614166
<p>To enhance usability, filter options selected in the RBI Tree are now saved and applied to all assets and units for the user. To facilitate this enhancement, filter options are saved as a user preference and are applied to the RBI Tree when the user opens an asset or unit in the <b>RBI Asset</b> or the <b>RBI Process Unit</b> workspace.</p> <p><b>Note:</b> The <b>Show All Assets</b> filter displayed in the asset view of the Process Unit tree is not saved as a user preference.</p>	US611024
<p>To enhance usability, for an RBI analysis, the <b>Calculate</b> icon color now changes to orange if calculation is required in the following scenarios:</p> <ul style="list-style-type: none"> <li>• If you update any input fields in an RBI Analysis except Asset ID, Component, Component Description, Component Comments, Analysis ID, Analysis Type, Scenario ID, Scenario Reference date, and Functional Location.</li> <li>• If you update any input fields in the related RBI Consequence except Consequence, Evaluation ID, and Comments.</li> <li>• If you update any input fields in an RBI Degradation Mechanism except Degradation Mechanism, Degradation Mechanism Description, and Deg Mech Comments.</li> <li>• If you update any input fields in an RBI Degradation Mechanism Evaluation except Damage Mechanism, Damage Comments, and Probability Category Description.</li> <li>• Add or delete Degradation Mechanisms from the RBI Analysis.</li> </ul> <p>This behaviour is applicable to all RBI Analyses except RBI Pipeline Analysis.</p>	F74197

**Table 102: Resolved Issues**

The following issues, which existed in one or more previous versions, have been resolved.

Description	Tracking ID
Previously, when you attempted to implement the RBI Recommendation to an Inspection Task from the <b>RBI Inspection Plan</b> page, the Desired Interval Basis field was not populated. This issue has been resolved. Now, the Desired Interval Basis field value is populated based on the RBI Recommendation Methodology.	DE212588
Previously, the <b>Risk Based Inspection Overview</b> page failed to load sometimes due to a performance issue in the <b>Inspection/TM Updates</b> section. This issue has been resolved. To facilitate this fix, the following query has been enhanced to provide better performance: Public\Meridium\Modules\Risk Based Inspection\Queries\Inspections More Current Than All Analysis	DE212439
Previously, active analyses were not displayed in the RBI tree if they were what-if analyses and the Include What-If filter was not selected. This issue has been resolved. Now, active What-If analyses are displayed in the RBI Tree regardless of the Include What-If filter option selection.	DE211551
Previously, the <b>Consequence Evaluation</b> section in the <b>RBI Analysis</b> workspace did not expand correctly after collapsing the section. This issue has been resolved.	DE210816
Previously, the Component ID field was erroneously copied when duplicating or applying an RBI Analysis with the Copy Recommendation for Degradation Mechanisms option selected. This issue has been resolved. Now, the Component ID field on the newly created analysis will be set correctly based on the parent RBI Component.	DE210293
Previously, sometimes, the <b>Inspection Plan</b> link in the header of the <b>RBI Analysis</b> workspace did not work. This issue has been resolved. Now, the link always directs you to the <b>Inspection Plan</b> workspace.	DE210009

### Table 103: Known Issues and Limitations

The following known issues and limitations exist.

Description	Tracking ID
In the <b>Recommended Actions</b> section in the <b>Inspection Plan</b> page, if you select the link in the <b>Source</b> box for a consolidated Recommendation, an error occurs because the consolidated Recommendation is linked to the asset instead of the analysis.  Workaround: After you select the link in the <b>Source</b> box, the <b>RBI Asset</b> page appears; you can then select the asset from the RBI Tree in the left pane.	DE213947

### RBI 581

### Table 104: Enhancements and New Features

The following enhancements and new features have been added.



Description	Tracking ID
To enhance usability, you can now create or update RBI 581 Mechanical Fatigue Damage Evaluation records using the RBI 581 Data Loader. To facilitate this enhancement, a new worksheet named DME_MechanicalFatigue has been added to the Risk Based Inspection (RBI) 581.xlsx worksheet. <b>Note:</b> All the field values in DME_MechanicalFatigue worksheet should be of data type character because they are System Code Table IDs.	US616583
You can now export 581- Mechanical Fatigue Degradation Mechanism Evaluations linked to RBI 581 Risk Analyses from the <b>RBI Analysis Export</b> workspace.	US613282
You can now choose to hide the financial risk on the risk card in the <b>RBI 581 Risk Analysis</b> workspace for components types other than the Storage Tank Bottom. To facilitate this enhancement, a new preference named <b>Hide Financial Risk on RBI Risk Card</b> is added to the <b>RBI Admin Preferences</b> page.	US611031

**Table 105: Resolved Issues**

The following issues, which existed in one or more previous versions, have been resolved.

Description	Tracking ID
Previously, if the Description field of an RBI Component contained a value greater than 250 characters, when you attempted to copy an RBI 581 Risk Analysis or generate Recommendations for the analysis, an error occurred. This issue has been resolved.	DE213100
Previously, an error was displayed when duplicating or applying an RBI 581 Risk Analysis with the <b>Copy Recommendation for Degradation Mechanisms</b> option selected and the Cost Escalation field on the linked Consequence Evaluation was empty. This issue has been resolved.	DE211414
Previously, if you used calculated corrosion rate for a 581-Hydrofluoric Acid Corrosion Degradation Mechanism, the corrosion rate was calculated incorrectly for the Alloy 400 Base Material, if the HF Concentration field was between 63-64% or Operating Temperature is between 175-200 Fahrenheit. The issue has been resolved.	DE209631
Previously, when creating an Inspection with the Task Type field set to RBI581 Non-Intrusive and Extent field set to 35% UT SCAN or 35% RT, the Inspection Confidence was automatically set to C- FAIRLY. This issue has been resolved. Now, you can select 35% UT SCAN or 35% RT (C) or 35% UT SCAN or 35% RT (D) for the Extent field to determine the Inspection Confidence.	DE208165
Previously, the Base Material Calculated Rate field in an RBI 581 External Damage Evaluation was not updated when the related RBI 581 Risk Analysis was calculated. To ensure that updated calculation inputs are considered for calculation, now, if the Selected External Corrosion Rate field in an RBI 581 External Damage Evaluation is set to Calculated, the Base Material Calculated Rate field is populated when the related RBI 581 Risk Analysis is calculated. To facilitate this enhancement, the Base Material Calculated Rate is not populated until the RBI 581 Risk Analysis is calculated.	DE149252

**Table 106: Known Issues and Limitations**

The following known issues and limitations exist.

Description	Tracking ID
If you attempt to create an Inventory Group with an existing name, the error message that appears states that the value you have entered is not valid instead of stating that the group name already exists.	DE213820

## Root Cause Analysis

This topic provides a list of product changes released for this module in this version.

### Table 107: Resolved Issues

The following issues, which existed in one or more previous versions, have been resolved.

Description	Tracking ID
Previously, in certain instances, an RCA Team Member was not correctly linked to an RCA Verification. This issue has been resolved.	US622592
Previously, in PLA Admin Screen, the <b>Event Code</b> section was not getting populated sometimes. This issue has been resolved.	DE213110
Previously, the due dates for Preserve records in the Analysis Summary were not sorting correctly in ascending or descending order. This issue has been resolved.	DE212393

## Rounds Designer

This topic provides a list of product changes released for this module in this version.

### Table 108: Enhancements and New Features

The following enhancements and new features have been added.

Description	Tracking ID
You can now migrate data from Legacy Rounds to Rounds Pro. To facilitate this functionality, a new feature, <b>Legacy Rounds Migration</b> has been added to the <b>Rounds Designer Admin</b> page.	US620366
To improve usability, the following enhancements have been made in the Rounds Routes Data Loader: <ul style="list-style-type: none"> <li>The default value for the Status field in the Route worksheet is InActive and has been made mandatory.</li> <li>The default value for the Status field in the Measurement Location worksheet is Active and has been made mandatory.</li> </ul>	DE212468

### Table 109: Resolved Issues

The following issues, which existed in one or more previous versions, have been resolved.

Description	Tracking ID
Previously, when you accessed a Route containing multiple conditional Checkpoints, the Route appeared blank. This issue has been resolved.	DE213261
Previously, when you attempted to load data using the Rounds Routes Data Loader, an error occurred. This issue has been resolved.	DE212468

Description	Tracking ID
Previously, in Measurement Location Template records, if you selected <b>Update Existing Checkpoints</b> , an error occurred. This issue has been resolved.	DE212163
Previously, the Rounds Routes Data Loader failed to auto-populate the Non Compliance Date and Non Compliance Next Check Date fields in the Checkpoint Task Family even when the Schedule was provided. This issue has been resolved.	DE209224
Previously, if you were a Secured User, you could not add an existing Measurement Location to a Route. This issue has been resolved.	DE203739
Previously, when using Rounds Routes Data Loader to load values in a Measurement Location, if the Asset ID field was valid and the Asset Description field was blank, the Asset Description field was not populated correctly. This issue has been resolved.	DE205267

### Table 110: Obsolete Features

The following features are no longer available.

Description	Tracking ID
The NFC functionality on Ecom - Smart-Ex 01 ROW DZ1 device with Android version 12 and later is no longer supported because the underlying NFC plug-in used in Legacy Rounds is not supported in Android OS version 12 and later.	US619043

## Rounds Pro

This topic provides a list of product changes released for this module in this version.

### Table 111: Enhancements and New Features

The following enhancements and new features have been added.

Description	Tracking ID
Steps Data loader now has the ability to update existing Measurement Step records.	US561508

## Rounds Pro Mobile

This topic provides a list of product changes released for this module in this version.

### Table 112: Enhancements and New Features

The following enhancements and new features have been added.

Description	Tracking ID
To enhance usability, when deploying Rounds Pro Mobile as part of a corporate Mobile Device Management solution, you can now preconfigure the desired Server URL and Datasource fields that the user would otherwise have to provide manually. When configured, the Server Settings screen appears momentarily, but will automatically apply the settings and display the Login page. The ability to provide managed configurations is available for both Android and iOS apps.	US588960

## Rules

This topic provides a list of product changes released for this module in this version.

### Table 113: Enhancements and New Features

The following enhancements and new features have been added.

Description	Tracking ID
APM Rules Editor now supports Microsoft Visual Studio 2022.	US619735

### Table 114: Resolved Issues

The following issues, which existed in one or more previous versions, have been resolved.

Description	Tracking ID
Previously, when you attempted to compile projects using the <code>CompileCustomProjects</code> utility, an error occurred. This issue has been resolved. Now, compilation with known DLLs works as expected. In addition, a new external configuration file has been added to control DLLs and imports that are not handled in the baseline configuration file.	<ul style="list-style-type: none"><li>DE211363</li><li>DE210313</li></ul>

## SIS Management

This topic provides a list of product changes released for this module in this version.

### Table 115: Enhancements and New Features

The following enhancements and new features have been added.

Description	Tracking ID
To enhance usability, when performing a Proof Test, if State Management is disabled for the SIS Proof Test Template family, the Functional Test Template field will now display all the available templates.	US615783
To enhance usability, you can now import a file of up to 200 MB in size from Exida. To facilitate this enhancement, the Scheduler Service is used to import files.	US609468
To enhance usability, SIS Management has been moved from INTEGRITY to a new section named SAFETY in the module navigation menu.	US607110

### Table 116: Resolved Issues

The following issues, which existed in one or more previous versions, have been resolved.

Description	Tracking ID
Previously, in a Protective Instrument Loop Logic Solver or in a Protective Instrument Device, when you selected the <b>Manual Entry</b> check box, the check box was disabled even before the record was saved. This issue has been resolved.	DE212225
Previously, you could not delete a Protective Instrument Loop Logic Solver channel for a Custom Failure Rate Logic Solver. This issue has been resolved.	DE210278
Previously, when you created a custom Protective Instrument Loop Device (Sensor) in the Custom Failure Data section, the Trip State field was disabled. This issue has been resolved.	DE209457
Previously, when you promoted Recommendations to Asset Strategy Management (ASM), a blank message appeared for Recommendations linked to different assets for the same Instrumented Function. This issue has been resolved.	DE205595
Previously, for a Protective Instrument Loop Group (Sensor and Final Element), in some scenarios, additional voting options were displayed for the Voting field. This issue has been resolved.	DE205016
Previously, the APM documentation did not provide sufficient information of the datasheet fields mapped for exSILentia V4 to APM. Now, the documentation lists all the datasheet fields that are mapped from exSILentia V4 loops to APM. For more information, refer to the <b>General References</b> section in the SIS Management module documentation.	DE204114

## State Management

This topic provides a list of product changes released for this module in this version.

### Table 117: Resolved Issues

The following issues, which existed in one or more previous versions, have been resolved.

Description	Tracking ID
Previously, when assigning a user to a state and then deleting the user, you were able to enter a new user only by clicking outside the user box area. This issue has been resolved.	DE200839

## Thickness Monitoring

This topic provides a list of product changes released for this module in this version.

### Table 118: Enhancements and New Features

The following enhancements and new features have been added.

Description	Tracking ID
To enhance usability, you can specify the minimum thickness type as Output Node in Policy for a T-Min calculation, and the calculation will return the minimum thickness type as an output along with the T-Min value. For more information on T-min calculation, refer to the About the Calculated T-Min Value using Policy section in the Thickness Monitoring documentation.	US616242

### Table 119: Resolved Issues

The following issues, which existed in one or more previous versions, have been resolved.

Description	Tracking ID
Previously, in the <b>Analysis Output</b> section, if you changed the value in the <b>Analysis Type</b> box, the link for the Thickness Measurement Location was not updated correctly. This issue has been resolved.	DE213486
Previously, the Near Measurement Date and Near Measurement Value fields in a TML Corrosion Analysis were being set when there were less than three measurements. This issue has been resolved.	DE210712
Previously, when you modified multiple Thickness Measurement values in the Readings field in the <b>Readings</b> window, the scroll button was not operational. This issue has been resolved.	DE209715

**Table 120: Known Issues and Limitations**

The following known issues and limitations exist.

Description	Tracking ID
When loading data using the Thickness Monitoring Data Loaders, you may experience degraded performance.	DE207334

## V5.1.1.0.0

### 360-View

This topic provides a list of product changes released for this module in this version.

**Table 121: Resolved Issues**

The following issues, which existed in one or more previous versions, have been resolved.

Description	Tracking ID
<p>Previously, you could mark any asset group as a personal group, and you were able to view personal asset groups of other users. These issues have been resolved. Now:</p> <ul style="list-style-type: none"> <li>You can mark only the asset groups that you create in Asset Hierarchy or 360 View as personal groups.</li> <li>Unless you are a super user, you cannot view the personal groups of other users.</li> </ul> <p><b>Note:</b> Groups created automatically in other product workflows cannot be marked as personal groups.</p>	US605289
Previously, if you configured an Advanced Visualization as the content of a 360 View, the visualization was displayed in a very small frame. This issue has been resolved.	DE208317
Previously, if you were a super user with no assigned roles, when you selected an asset or group, no 360 Views were displayed. This issue has been resolved. Now, if you have no assigned roles, the default asset or group view is displayed.	DE207956
Previously, if the asset ID was very long, the asset ID wrapped, and the asset type was displayed over the 360 View tabs. This issue has been resolved. Now, the asset ID is truncated.	DE207840
Previously, in the <b>Group Filter</b> window, if you selected multiple relationships, duplicate records appeared in the search results. This issue has been resolved.	DE206980

## APM Connect

This topic provides a list of product changes released for this module in this version.

### Table 122: Resolved Issues

The following issues, which existed in one or more previous versions, have been resolved.

Description	Tracking ID
Previously, when loading data into APM using the APM Family Data Loader where rules, policy, or any other application tried to reference the records or links that were just created as part of the current session (but no saved to the database), the consuming application was not able to reference the new records or links. This issue has been resolved.	DE208952

## Asset Health Manager

This topic provides a list of product changes released for this module in this version.

### Table 123: Resolved Issues

The following issues, which existed in one or more previous versions, have been resolved.

Description	Tracking ID
Previously, if you implemented an action as Health Indicator for an Asset Strategy that was controlled by a master template, the Health Indicator was linked to all the assets using the template. This issue has been resolved. Now, the Health Indicator is linked only to the asset associated with the Asset Strategy.	DE203310

## Asset Strategy Management

This topic provides a list of product changes released for this module in this version.

### Table 124: Resolved Issues

The following issues, which existed in one or more previous versions, have been resolved.

Description	Tracking ID
Previously, if you were an administrative user, and if you changed the Action family to use VB Rules instead of Policy in Family Management, an error appeared when you attempted to delete a Secondary Action. This issue has been resolved. Now, administrators can set the Action family to use VB Rules without any error appearing.	DE208453
Previously, when you exported an Asset Strategy, the decimal values were not formatted based on the user culture setting. This issue has been resolved.	DE207988
Previously, when you attempted to unlink an implemented Strategy as an Asset Strategy Management user, an error occurred, stating that the family was not found. This issue has been resolved.	DE207641
Previously, in an AHM workflow in Asset Strategy, incorrect or duplicate general recommendation IDs were generated. This issue has been resolved. The recommendation IDs are now generated in sequence.	DE207587

## Asset Strategy Optimization

This topic provides a list of product changes released for this module in this version.

### Table 125: Resolved Issues

The following issues, which existed in one or more previous versions, have been resolved.

Description	Tracking ID
Previously, when you modified and saved a Qualitative Consequence for a Risk, the <b>Qualitative Consequence</b> subsection for the selected Risk did not change back to view mode. This issue has been resolved.	DE136779

## Calibration Management

This topic provides a list of product changes released for this module in this version.

### Table 126: Resolved Issues

The following issues, which existed in one or more previous versions, have been resolved.

Description	Tracking ID
Previously, when you performed a manual calibration from the <b>Calibration Queue</b> section, sometimes, the Asset, Template, or the Task field in the Calibration Event datasheet was not populated. This issue has been resolved.	DE209347

## Data Loaders

This topic provides a list of product changes released for this module in this version.

### Table 127: Resolved Issues

The following issues, which existed in one or more previous versions, have been resolved.

Description	Tracking ID
Previously, when running multiple Ingestor Services that pointed to the same ActiveMQ and Redis instances, in some scenarios, two Ingestor Services tried to access the same log file at the same time. Because of this, an error occurred, which disrupted the bundle ingestion. This issue has been resolved.	DE208871

## Failure Modes and Effects Analysis

This topic provides a list of product changes released for this module in this version.

### Table 128: Resolved Issues

The following issues, which existed in one or more previous versions, have been resolved.



Description	Tracking ID
Previously, the Asset Description field was not updated via the FMEA Asset Template Data loader. This issue has been resolved.	DE209365
Previously, applying an asset template to multiple assets in bulk was inadvertently removed. This issue has been resolved. Now, the feature is available.	DE209119
Previously, when you searched for RCM or FMEA records using global search and attempted to open the record, an error appeared. This issue has been resolved.	DE208336
Previously, when you uploaded an FMEA Analysis Template through the data loader, the Asset Description was not updated. This issue has been resolved.	DE206436

## Family Policies

This topic provides a list of product changes released for this module in this version.

**Table 129: Enhancements and New Features**

The following enhancements and new features have been added.

Description	Tracking ID
<p>To improve usability, the following enhancements have been made in the Reference Document generated through Email Contact node with attachment:</p> <ul style="list-style-type: none"> <li>The ID is generated in the following format: Email Attachment for Policy -&lt;Name&gt;</li> <li>The description field is updated in the following format: Policy: &lt;policy name&gt;; Instance: &lt;instance ID&gt;; Email sent to:&lt;email address list&gt;; Execution time (UTC):&lt;timestamp of the email node execution in ISO format&gt;</li> <li>To keep a file name unique and to avoid renaming an attachment while saving it to your local system, the attachment name is updated in the following format: ExecutionOutput_&lt;policy name&gt;_&lt;instance id&gt;_&lt;timestamp MMDDYYYY-hhmmss&gt;.csv</li> </ul>	US593664
To improve usability, the policy execution history background clean up job has been improved. To facilitate this enhancement, additional options have been added to control the job start time, end time, and selection of timezone.	US541496

**Table 130: Resolved Issues**

The following issues, which existed in one or more previous versions, have been resolved.

Description	Tracking ID
Previously, in an After Insert relationship family policy, a Query node did not return the predecessor and successor entities linked by the inserted relationship. This issue has been resolved.	DE208954
Previously, <b>is Null</b> node was converting input string value to the unreadable date format. This issue has been resolved.	DE207778
Previously, the Export Instances and Policy Instance Data Loader did not recognize the Measurement step node and all values were considered as Point value nodes. This issue has been resolved.	DE207705

Description	Tracking ID
Previously, when JSON Parser node configured with more than one Name and JSON path value then in return value node will have only one value available. This issue has been resolved.	DE207345
Previously, <b>State Transition</b> node execution log messages and execution history was showing Family id instead of Entity Key. This issue has been resolved.	DE207344
Previously, with State Transition Mode option, when a Record was already in the target state, Policy execution was showing success for state transition. This issue has been resolved.	DE206836

## Foundation

This topic provides a list of product changes released for this module in this version.

### Table 131: Enhancements and New Features

The following enhancements and new features have been added.

Description	Tracking ID
To improve product security, now, when the <code>Your session has expired</code> window is displayed, the current APM page content is hidden. Further, you can no longer cancel the dialog to return to APM; you may only proceed directly to the login page.	US607466

### Table 132: Resolved Issues

The following issues, which existed in one or more previous versions, have been resolved.

Description	Tracking ID
Previously, when you accessed some APM pages, an error message appeared, stating that the feature was not accessible, although the device met the recommended screen width for APM. This issue occurred only if you accessed APM in an Edge browser because of a change in the Edge browser. This issue has been resolved. Now, the error message appears only if the browser window width is less than 768 pixels. <b>Note:</b> The recommended minimum screen width for desktop devices remains 1024 pixels.	DE210143

## Generation Availability Analytics

This topic provides a list of product changes released for this module in this version.

### Table 133: Resolved Issues

The following issues, which existed in one or more previous versions, have been resolved.

Description	Tracking ID
Previously, you could not add or import inactive related events that spanned multiple years. This issue has been resolved.	US598363

## Hazards Analysis

This topic provides a list of product changes released for this module in this version.

**Table 134: Resolved Issues**

The following issues, which existed in one or more previous versions, have been resolved.

Description	Tracking ID
Previously, when you clicked on the <b>LOPA ID</b> linked to a consequence, an incorrect screen appeared. This issue has been resolved. Now, the hyperlink on the <b>LOPA ID</b> has been removed.	DE206197
Previously, when you deleted a Hazards Analysis, the following records were not deleted: <ul style="list-style-type: none"><li>• Hazards Analysis Revision</li><li>• Hazards Analysis System/Node Revision</li><li>• HAZOP Deviation Revision</li><li>• What If Revision</li><li>• Hazards Analysis Cause Revision</li><li>• Hazards Analysis Consequence Revision</li><li>• Hazards Analysis Safeguard Revision</li></ul> This issue has been resolved.	DE198596

## Import and Export

This topic provides a list of product changes released for this module in this version.

**Table 135: Resolved Issues**

The following issues, which existed in one or more previous versions, have been resolved.

Description	Tracking ID
Previously, importing and exporting fields that satisfy the following conditions was not supported: <ul style="list-style-type: none"><li>• Fields that were set to Required</li><li>• Fields with the Security Group Query condition</li><li>• Fields with a query containing a prompt</li></ul> This issue has been resolved.	DE207775

## Inspection Management

This topic provides a list of product changes released for this module in this version.

**Table 136: Resolved Issues**

The following issues, which existed in one or more previous versions, have been resolved.

Description	Tracking ID
Previously, when you transitioned the state of an Inspection to the Draft state, the Inspection was not unlocked. This issue has been resolved. Now, when you transition from any state to the Draft state, the Inspection is unlocked.	US601217
Previously, in the <b>Inspection Confidence</b> section of Full Inspection, if you added a new record in the bulk data form, then navigated to a different APM tab without saving the record, and then returned to the Inspection tab, the unsaved record was displayed twice in the bulk data form. This issue has been resolved.	DE209154
Previously, when you attempted to create an inspection and an error occurred from rules, the error message did not appear. This issue has been resolved.	DE208219
Previously, after accessing the <b>Inspection Confidence Evaluation</b> section in the <b>Inspection Overview</b> page, if you switched between multiple tabs, and then generated Inspection Confidence Evaluation records, the generated records did not appear in the list. This issue has been resolved.	DE207112
Previously, while viewing an image which was referenced as an URL, an "Invalid URL" error appeared. This has been resolved. Now, you can view images which are referenced as URLs.	DE205167
Previously, Inspection Health Evaluation was displayed as a configurable family in the <b>Event Configurations</b> page. This issue has been resolved.	DE175261
Previously, the <b>Generate Report</b> button was enabled in the <b>Inspection Tasks</b> section for the MI Inspection Viewer Group. This issue has been resolved.	DE170865

## Integrity Mobile Application

This topic provides a list of product changes released for this module in this version.

### Table 137: Enhancements and New Features

The following enhancements and new features have been added.

Description	Tracking ID
To enhance usability, you can now refresh the <b>My Inspections</b> and <b>All Tasks</b> views with a new pull-to-refresh functionality.	US600710

### Table 138: Resolved Issues

The following issues, which existed in one or more previous versions, have been resolved.

Description	Tracking ID
Previously, photos or documents of size greater than 16 MB could not be saved to the internal app database. This issue has been resolved.	DE208311
Previously, in some scenarios, Inspection Scoping documents failed to download before the Inspection appeared to complete checkout. This issue has been resolved.	DE207491

## Management of Change

This topic provides a list of product changes released for this module in this version.

**Table 139: Resolved Issues**

The following issues, which existed in one or more previous versions, have been resolved.

Description	Tracking ID
Previously, when you accessed the MOC Change Project summary record, the <b>Project Status</b> was showing state Id instead of state caption. This issue has been resolved.	DE208462

## Metrics and Scorecards

This topic provides a list of product changes released for this module in this version.

**Table 140: Enhancements and New Features**

The following enhancements and new features have been added.

Description	Tracking ID
To enhance functionality, a Super User, MI Metrics Admin, and MI Metrics User will override MI Metrics Viewer. To facilitate this enhancement, sequential permission check is introduced so that MI Metrics Viewer does not override Super User, MI Metrics Administrator, and MI Metrics Users, as per the earlier functionality.	US609247

**Table 141: Resolved Issues**

The following issues, which existed in one or more previous versions, have been resolved.

Description	Tracking ID
Previously, when there were multiple measurements in a single day, the key performance indicator (KPI) did not show the latest measurement. This issue has been resolved.	US606508
Previously, when you reopened a Key Performance Indicator (KPI), the scheduler summary of the KPI contained incorrect start or end date and time. This issue has been resolved.	DE208993
Previously, when Worst, Critical, Target, Stretch and Best values of a KPI were retrieved from an APM Query, and you updated the measures, the <b>Updated actual values/scores</b> section did not display any values or limits. This issue has been resolved.	DE208399

## OT Connect

This topic provides a list of product changes released for this module in this version.

**Table 142: Enhancements and New Features**

The following enhancements and new features have been added.

Description	Tracking ID
To enhance usability, you can now configure the OT Connect HDA Adaptor to use Raw reading values from the Historian for Tag Subscriptions or to use the End Aggregate reading values from the Historian.  <b>Note:</b> This can be configured in <code>appsettings.json</code> file at Adapter level.	DE208017

### Table 143: Resolved Issues

The following issues, which existed in one or more previous versions, have been resolved.

Description	Tracking ID
Previously, when performing a Tag Sync, if you encountered a system exception, the error message only stated that one or more errors occurred. This issue has been resolved. Now, in this scenario, the underlying error and the associated details appear.	DE209438
Previously, when you attempted to run the OT Connect Adapter Compatibility Checker utility, an error occurred. This issue has been resolved.	DE208017
Previously, the OT Connect HDA Adapter only supported a Historian Aggregate named OPCHDA_END. This issue has been resolved. Now, the OT Connect HDA Adapter supports any Historian Aggregate whose name ends with END.	DE205217

## Policy Designer

This topic provides a list of product changes released for this module in this version.

### Table 144: Enhancements and New Features

The following enhancements and new features have been added.

Description	Tracking ID
To improve usability, the following enhancements have been made in the Reference Document generated through Email Contact node with attachment: <ul style="list-style-type: none"> <li>The ID is now generated as "Email Attachment for Policy -&lt;Name&gt;"</li> <li>The description field is now updated as "Policy: &lt;policy name&gt;; Instance: &lt;instance ID&gt;; Email sent to:&lt;email address list&gt;; Execution time (UTC):&lt;timestamp of the email node execution in ISO format&gt;".</li> <li>To keep the filename unique and to avoid renaming the file while saving attachment the file to your local system, the attachment file name is updated as "ExecutionOutput_&lt;policy name&gt;_&lt;instance id&gt;_&lt;timestamp MMDDYYYY-hhmmss&gt;.csv".</li> </ul>	US593664
To improve usability, the policy execution history background clean up job has been improved. To facilitate this enhancement, additional options have been added to control the job start time, end time, and selection of time zone.	US541496

### Table 145: Resolved Issues

The following issues, which existed in one or more previous versions, have been resolved.

Description	Tracking ID
Previously, <b>is Null</b> node converted the input string value to an unreadable date format. This issue has been resolved.	DE207778
Previously, when JSON Parser node configured with more than one Name and JSON path value then in return value node will have only one value available. This issue has been resolved.	DE207345
Previously, <b>State Transition</b> node execution log messages and execution history was showing Family Id instead of Entity Key. This issue has been resolved.	DE207344
Previously, with State Transition Mode option, when a Record was already in the target state, Policy execution was showing success for state transition. This issue has been resolved.	DE206836

## Production Loss Analysis

This topic provides a list of product changes released for this module in this version.

### Table 146: Resolved Issues

The following issues, which existed in one or more previous versions, have been resolved.

Description	Tracking ID
Previously, when you selected the Causing Asset field in a Production Event datasheet, you could not view every site's asset hierarchy in the <b>Asset Finder</b> window. This issue has been resolved. Now, the Causing Asset field uses the <b>Search Finder</b> window to display the asset hierarchy.	US611328

## Queries

This topic provides a list of product changes released for this module in this version.

### Table 147: Enhancements and New Features

The following enhancements and new features have been added.

Description	Tracking ID
To enhance usability, you can now specify the page size to be used by query engine during export of a query result. To facilitate this enhancement, a new field <b>Use page size</b> has been added to the <b>Export to a File</b> section that enables you to specify the page size.	US610218

### Table 148: Resolved Issues

The following issues, which existed in one or more previous versions, have been resolved.

Description	Tracking ID
Previously, if a query column was an expression column and was of type numeric, then on filtering, an error appeared. This issue has been resolved.	DE207321

## Record Manager

This topic provides a list of product changes released for this module in this version.

**Table 149: Resolved Issues**

The following issues, which existed in one or more previous versions, have been resolved.

Description	Tracking ID
Previously, in a text or character field, certain valid characters, for example the € symbol, were removed from the value that was saved to the database. This issue has been resolved.	DE209625
Previously, if you configured a field to use a picklist with numeric values, and your user culture used a comma as the decimal separator, when you edited the records in the Bulk Data Form, fractional values were overwritten with integer values. This issue has been resolved.	DE209551
Previously, if you specified canEdit=true in the !datasheet- dialog URL, the datasheet was displayed in read-only mode. This issue has been resolved.	DE209281
Previously, if picklist field behavior contained input as date field from family, an error appeared when the datasheet was loading. This issue has been resolved.	DE208769
Previously, when you opened the Bulk Data Form from Global Search, Advanced Search, or using a hyperlink, made changes, and then switched to a different APM tab: <ul style="list-style-type: none"><li>• If you had unsaved changes, the changes were lost.</li><li>• If you added and saved new records, when you returned to the Bulk Data Form, the newly added records were no longer displayed.</li></ul> These issues have been resolved.	DE208319
Previously, when a record was locked for editing, you could not copy the text in the fields. This issue has been resolved.	DE208307
Previously, in a date field that was configured to use the short date format using a field behavior, a time picker was displayed in the date selection window, which resulted in the field value set to the wrong value. This issue has been resolved. Now, in this scenario, the time picker is not displayed in the date selection window.	DE207248
Previously, if custom behavior and a non-standard format were set for a date field, an error occurred when you accessed the corresponding record using Record Manager. This issue has been resolved.	DE205005
Previously, when you used the Microsoft Edge browser, the drop-down selection list in a multi-value field closed unexpectedly when you selected a value, resulting in incorrect values saved to the field. This issue has been resolved.	DE201466

## Reliability Analytics

This topic provides a list of product changes released for this module in this version.

**Table 150: Resolved Issues**

The following issues, which existed in one or more previous versions, have been resolved.



Description	Tracking ID
Previously, in Production Analysis, when you changed the Subdivided Region colors, the cancel option did not cancel when changing the color via text code. This issue has been resolved.	DE207687
Previously, when you clicked the Production Analysis full screen button to expand, and then clicked the button again to reduce the screen size, the <b>Production Analysis</b> window closed completely, functioning similar to the <b>Collapse</b> button. This issue has been resolved.	DE207683

## Reliability Centered Maintenance

This topic provides a list of product changes released for this module in this version.

### Table 151: Resolved Issues

The following issues, which existed in one or more previous versions, have been resolved.

Description	Tracking ID
Previously, while creating a new RCM analysis from an RCM template, the Functions, Functional Failures, Failure Modes, Failure Effects, and Recommendations were not transferred to the new analysis. This issue has been resolved.	DE209533
Previously, when you searched for RCM or FMEA records using global search and attempted to open the record, an error appeared. This issue has been resolved. You can now access RCM and FMEA records successfully using global search.	DE208336
Previously, when you uploaded a RCM Template through the data loader, the <b>Asset Description</b> was not updated. This issue has been resolved.	DE206436

## Reports

This topic provides a list of product changes released for this module in this version.

### Table 152: Enhancements and New Features

The following enhancements and new features have been added.

Description	Tracking ID
You can now redeploy to Report Server only when there are changes in a report (instead of redeploying every time the report is accessed). To facilitate this enhancement, a new box named <b>Web App Name</b> has been added to the <b>SQL Server Reporting Services</b> workspace. If you do not enter a value in this field, the default value of Reports is considered.	US609388

## Risk Based Inspection

This topic provides a list of product changes released for this module in this version.

### RBI 580 and RBI 581

### Table 153: Enhancements and New Features

The following enhancements and new features have been added.

Description	Tracking ID
When archiving an RBI Analysis with a consolidated or superseded recommendation, the RBI Analysis of the other source recommendation is no longer archived. The CREC Recommendation and master superseded recommendation will transition back to Proposed state to allow the user to decide if they want to unlink or update the recommendation before reapproving the RBI Inspection Plan.	US609814

**Table 154: Resolved Issues**

The following issues, which existed in one or more previous versions, have been resolved.

Description	Tracking ID
<p>Previously, when calculating an analysis on a Piping Circuit with a Criticality Calculator External Corrosion Degradation Mechanism, the Piping Circuit Complexity was erroneously calculated when the following fields were blank:</p> <ul style="list-style-type: none"> <li>• Number of Terminations</li> <li>• Number of Penetrations</li> <li>• Number of Vertical Runs</li> </ul> <p>This issue has been resolved. Now, when the fields are blank, the Circuit Complexity will not be calculated, and the External Age will not be adjusted.</p>	DE209592
<p>Previously, the RBI Calculation Screen would continue to show in-progress although the calculation was successful intermittently. This issue has been resolved. Now, the calculation screen will update to Complete after the calculation is successful.</p>	DE209326
<p>Previously, after accessing the <b>Inspection Confidence Evaluation</b> section in the <b>Inspection Overview</b> page, if you switched between multiple tabs, and then generated Inspection Confidence Evaluation records, the generated records did not appear in the list. This issue has been resolved.</p>	DE207112
<p>Previously, when you selected more than 100 Analyses to Finalize Risk, an error message might have been displayed and all selected analysis might not have been moved to Risk Completed state. This issue has been resolved. Now, you can only finalize risk for 100 Analyses at a time. A warning message will be displayed when you select more than 100 Analyses to Finalize Risk on the following section/workspace:</p> <ul style="list-style-type: none"> <li>• RBI Overview- Assets Tile</li> <li>• Process Unit Overview</li> <li>• RBI Bulk Evergreening</li> <li>• Bulk Create What-If Analyses</li> </ul>	DE161730

**RBI 580**

**Table 155: Resolved Issues**

The following issues, which existed in one or more previous versions, have been resolved.

Description	Tracking ID
Previously, when the Selected Corrosion Rate field was set to Average Rate on a Criticality Calculator External Corrosion Damage Mechanism Evaluation, the Estimated Wall Loss and Estimated Half Life values were calculated incorrectly. This issue has been resolved. Now, in this scenario, the Measured Corrosion Rate field is used for calculation, resulting in the correct Estimated Wall Loss and Estimated Half Life values.	DE207443

## Root Cause Analysis

This topic provides a list of product changes released for this module in this version.

### Table 156: Resolved Issues

The following issues, which existed in one or more previous versions, have been resolved.

Description	Tracking ID
Previously, you could not create an RCA from a PLA Production Event if the Causing Asset was already associated with the Production Event. This issue has been resolved.	DE209302

## Rounds Data Collection

This topic provides a list of product changes released for this module in this version.

### Table 157: Resolved Issues

The following issues, which existed in one or more previous versions, have been resolved.

Description	Tracking ID
Previously, in the <b>RDC Overview</b> page, if you attempted to open a SharePoint reference document for a Measurement Location, an error occurred. This issue has been resolved.	US609053

## Rounds Designer

This topic provides a list of product changes released for this module in this version.

### Table 158: Resolved Issues

The following issues, which existed in one or more previous versions, have been resolved.

Description	Tracking ID
Previously, when you loaded Readings data into APM using the Rounds Readings Data Loader, an error occurred if you did not provide a value in the MI_READING0_RELAT_ML_ENTIT_KEY_N column. This issue has been resolved. Now, you can provide a value in either of these columns: <ul style="list-style-type: none"> <li>MI_READING0_RELAT_ML_ENTIT_KEY_N</li> <li>MI_CHECK_PT_CHEC_ID_C</li> </ul>	DE208967

## Rounds Pro

This topic provides a list of product changes released for this module in this version.

**Table 159: Enhancements and New Features**

The following enhancements and new features have been added.

Description	Tracking ID
To enhance usability, the Allow Photos feature is now available in a Step Template itself, thus simplifying the process of creating steps. To facilitate this enhancement, using the Allow Photos field in the step template, you can specify whether capturing photos is allowed in the step template itself, which will be cascaded to the steps created using the template.	US606011
To enhance usability, when using the Rounds Pro Step Data Loader, you can now provide the additional information to identify Equipment and Functional Location. To facilitate this enhancement, the following columns have been added to the Data Loader template: <ul style="list-style-type: none"> <li>REL_CMMS_SYSTEM: This column is used to enter the CMMS value of Equipment or Functional Location.</li> <li>REL_EQUIP_TECH_NUM: This column is used to enter the technical number of Equipment.</li> </ul> Both the columns are used to identify an Equipment, whereas only the REL_CMMS_SYSTEM is used to identify a Functional Location.	US603642
To enhance usability, the sort and filter feature for Open Instances, Instance History, Route Masters, and Steps now contains the following additional functionalities: <ul style="list-style-type: none"> <li>You can now sort data in all the columns except the Last Reading and Photo Evidence columns on the <b>Steps</b> page.</li> <li>You can now filter data in all the columns except the following columns: <ul style="list-style-type: none"> <li>Date and Entity Key columns</li> <li>Last Reading and Photo Evidence columns in the <b>Steps</b> page.</li> </ul> </li> </ul>	US575808

**Table 160: Resolved Issues**

The following issues, which existed in one or more previous versions, have been resolved.

Description	Tracking ID
Previously, when you attempted to create a route, a timeout error occurred, especially for a large route master. This issue has been resolved. Now, timeout errors have been reduced significantly even for large routes.	US606806
Previously, when you created Steps using a Data Loader, the order of the picklist items in the Step did not match the order provided in the Data Loader. This issue has been resolved.	US587093
Previously, in the <b>Rounds Pro Manager</b> pages, dates were not displayed as per the user culture setting. This issues has been resolved.	DE209587
Previously, if the route schedule was set to Active, the Route Master Data Loader could not upload that route. This issue has been resolved.	DE207232
Previously, if you removed a limit, the corresponding warning message was also removed. This issue has been resolved. Now, limit-related messages are retained even if the limit values are modified or deleted.	DE201133

## Rules

This topic provides a list of product changes released for this module in this version.

### Table 161: Resolved Issues

The following issues, which existed in one or more previous versions, have been resolved.

Description	Tracking ID
Previously, when you compiled VB rules with the Rule Compile Utility, the compiler failed with a library reference error. This issue has been resolved.	DE209634

## SAP Adapters

This topic provides a list of product changes released for this module in this version.

### Table 162: Resolved Issues

The following issues, which existed in one or more previous versions, have been resolved.

Description	Tracking ID
Previously, when you created a Notification from an Inspection Task in SAP through SAP-PI, the mapping was incorrect. This issue has been resolved.	DE209479

## Security Manager

This topic provides a list of product changes released for this module in this version.

### Table 163: Resolved Issues

The following issues, which existed in one or more previous versions, have been resolved.

Description	Tracking ID
Previously, the function used for navigation generated a blank record every time the search was performed. As a result, the <b>Home</b> item appeared blank in the navigation pane. This issue has been resolved. Now, the function is no longer used; the logic for navigation is added in the UI element itself.	DE204567

## SIS Management

This topic provides a list of product changes released for this module in this version.

### Table 164: Enhancements and New Features

The following enhancements and new features have been added.

Description	Tracking ID
To improve usability, the field <b>Automatic Channel Count</b> is set to <code>True</code> and is disabled for Protective Instrument Loop logic solvers for ExSILentia V4 Loops.	US601998

**Table 165: Resolved Issues**

The following issues, which existed in one or more previous versions, have been resolved.

Description	Tracking ID
Previously, when you created a custom Protective Instrument Device (Sensor) in the Custom Failure Data section, the Trip State field was disabled. This issue has been resolved.	DE208475
Previously, for a Protective Instrument Loop, when you attempted to link or unlink either a Protective Instrument Loop System, an error occurred. This issue has been resolved.	DE207797
Previously, if the Hazards Analysis and Management of Change licenses were inactive, and if you attempted to access the <b>Team Members</b> section of an SIL analysis, an error occurred. This issue has been resolved.	DE204885
Previously, when you printed the SRS report, the page layout of the PDF file did not appear as expected. This issue has been resolved.	DE203752

## Thickness Monitoring

This topic provides a list of product changes released for this module in this version.

**Table 166: Enhancements and New Features**

The following enhancements and new features have been added.

Description	Tracking ID
To enhance usability, in the <b>Thickness Monitoring Datalogger</b> page, when using the Olympus 38DL+ datalogger device, you can now choose to send a desired Inspector's name when sending TMLs to the device. To facilitate this enhancement, when the <b>Send To Device</b> window appears, you can now select a value in the <b>Inspector</b> drop-down menu for each file being sent. If the current user is a TM Inspector, their name will be selected by default. The value selected in this drop-down menu will be used to populate the Measurement Taken By field of new measurement records after receiving and saving new readings in the <b>Receive From</b> tab.	US569534

**Table 167: Resolved Issues**

The following issues, which existed in one or more previous versions, have been resolved.

Description	Tracking ID
Previously, on the <b>Measurement Data Entry</b> page in Thickness Monitoring, it was possible to click the <b>Save</b> or <b>Save and Calculate</b> button multiple times resulting in duplicate Thickness Measurement records being created. This issue has been resolved.	DE209596
Previously, when you updated data of the Corrosion Analysis Setting of a TML, the TML Corrosion Analysis was not updated correctly during the calculation. This issue has been resolved.	DE209137
Previously, the Minimum Thickness Type field was updated for TMLs that were not selected for calculation, when saved on the TMin Calculator Screen. This issue has been resolved.	DE208365

## V5.1.0.2.0

### Record Manager

This topic provides a list of product changes released for this module in this version.

#### Table 168: Resolved Issues

The following issues, which existed in one or more previous versions, have been resolved.

Description	Tracking ID
Previously, when using Record Manager to access a record with State Management enabled for the family or related families, there was a performance issue. This issue has been resolved.	DE212958

## V5.1.0.1.0

### Queries

This topic provides a list of product changes released for this module in this version.

#### Table 169: Resolved Issues

The following issues, which existed in one or more previous versions, have been resolved.

Description	Tracking ID
Previously, when creating a query-driven picklist using the field for which the behavior was created as a parameter, an infinite recursion loop was created. This issue has been resolved. Now, the query returns a picklist without any rows.	DE208694
Previously, a Right Join clause in Queries only returned the predecessor values. This has been resolved. Now, the Right Join clause retrieves both predecessor and successor records.	DE208458

## V5.1.0.0.0

### 360 View

This topic provides a list of product changes released for this module in this version.

#### Table 170: Enhancements and New Features

The following enhancements and new features have been added.

Description	Tracking ID
A new module, 360 View, has been introduced. This module provides a new visualization capability for Asset Hierarchy. Depending on your role and the type and site of the selected asset or asset group, you can configure dashboards and other visualizations to be displayed. You can further personalize your 360 View pages, including saving your favorite assets and choosing your default view for a given asset type. For more information, refer to the 360 View documentation.	F70741
In 360 View, you can designate an Asset Group that you create as a personal group by using the Is Personal Group Boolean field, which has been added to the Asset Group family. You can also filter the view to show only personal groups.	US597200
To facilitate the introduction of the 360 View module, the following baseline Roles have been added: <ul style="list-style-type: none"> <li>Alerts</li> <li>Cases</li> <li>View Analytics</li> <li>Analytics-View</li> </ul> <b>Note:</b> By default, these Roles do not include any Security Groups. The Roles are used for permissions synchronization in Cloud APM.	US590234

## Action Management

This topic provides a list of product changes released for this module in this version.

### Table 171: Resolved Issues

The following issues, which existed in one or more previous versions, have been resolved.

Description	Tracking ID
Previously, in the <b>Implement Actions in Rounds Classic</b> window, in the <b>Create New from Template</b> section, even after you applied a filter, the filter applied text did not appear. This issue has been resolved.	DE201858
Previously, if there were states with the same caption from different Performance Recommendations, duplicate entries appeared in the <b>Recommended Filters</b> window in the <b>Recommended Actions</b> page. This issue has been resolved.	DE197751

## APM Upgrade

This topic provides a list of product changes released for this module in this version.

### Table 172: Enhancements and New Features

The following enhancements and new features have been added.

Description	Tracking ID
To enhance the APM database upgrade experience, a new tool named Migrator has been introduced. As a result, all the post upgrade utilities used in previous releases have been removed, and the upgrade time has been reduced significantly.	US600714



## Asset Criticality Analysis

This topic provides a list of product changes released for this module in this version.

### Table 173: Resolved Issues

The following issues, which existed in one or more previous versions, have been resolved.

Description	Tracking ID
Previously, in Asset Criticality Analysis, the <b>RBI Asset View</b> option <b>Sent To</b> was disabled for a Functional Location. This issue has been resolved. Now, the <b>RBI Asset View</b> option is available for both, Equipment Location and Functional Location.	DE200674

## Asset Hierarchy

This topic provides a list of product changes released for this module in this version.

### Table 174: Resolved Issues

The following issues, which existed in one or more previous versions, have been resolved.

Description	Tracking ID
Previously, in the Asset Hierarchy, the asset IDs were formatted incorrectly, resulting in unreadable display of the assets when you navigated to assets at level 6 and lower. This issue has been resolved.	DE205471
Previously, when you applied a taxonomy filter, and then searched for an asset in the hierarchy, no results were returned. This issue has been resolved.	DE203520
Previously, if you were not a super user, when you attempted to copy a query-based Asset Group as a static group, an error occurred due to insufficient permissions. This issue has been resolved. The Everyone Security Group now has the permission to view, insert, update, and delete Asset Group Job records.	DE201200

## Asset Strategy Implementation

This topic provides a list of product changes released for this module in this version.

### Table 175: Enhancements and New Features

The following enhancements and new features have been added.

Description	Tracking ID
You can validate data on-demand before implementation to help reduce mistakes, ensure data quality, and enforce adherence to customer-specific master data standards.	F71934
You can leverage on-demand implementation, which allows you to send data requests as needed at various levels of the implementation package, thus improving performance and quicker completion of tasks.	F71933
You can configure custom import and export workflows without rules customization.	F71933, F71757

Description	Tracking ID
You can leverage out-of-the-box flexibility and control of field mappings without rules customization.	F70958
You can leverage out-of-the-box flexibility and control of field lookup parameters without rules customization.	F70963

**Table 176: Resolved Issues**

The following issues, which existed in one or more previous versions, have been resolved.

Description	Tracking ID
Previously, the implementation status icon did not appear for custom Work Management Items (WMI). This issue has been resolved. Now, the icon appears for each custom WMI within the navigation tree.	DE204829

**Table 177: Obsolete Features**

The following features are no longer available.

Description	Tracking ID
To support Asset Strategy Implementation (ASI) on cloud, rule-based customizations will no longer be valid (except the customizations for Package Builder, PRT Report Builder, and Object List Items Import). If you created rule-based customization in a previous version of APM, you must reconfigure them using the <b>Asset Strategy Implementation Admin</b> page.	US597117

## Asset Strategy Management

This topic provides a list of product changes released for this module in this version.

**Table 178: Enhancements and New Features**

The following enhancements and new features have been added.

Description	Tracking ID
To enhance usability, in the Bulk Risks and Actions workspace, you can now see the <b>Status</b> field icon displayed within a column, if it has been added to the datasheet for the Risk and Action families. You can also set the <b>Status</b> field icon to display as the first column using the Table Settings.	US591403
To enhance usability, you can now configure the mapping between Action to General recommendation for Implementation of Action, as General Recommendation or EAM Maintenance Plan. To facilitate this enhancement, in the <b>Action Mapping</b> workspace, you can now view and select the options for <b>General Recommendation</b> and <b>EAM Maintenance Plan</b> from the <b>Action Mapping</b> column.	US581700

Description	Tracking ID
While searching for Asset Strategies to add to a System Strategy, you can now add fields and criteria that will help you group and filter the search results as needed. To facilitate this enhancement, a new Catalog query named Adding Asset Strategies to System Strategy has been created, which is located at <code>Public\Meridium\Modules\AssetStrategyManagement\Management\Queries</code> .	US575862
You can now access a Criticality Assessment or Risk Matrix of an asset directly using the following URL: <code>rte=aca/&lt;entity key of the analysis&gt;/assessment/&lt;entity key of the asset&gt;</code> .	US577242

**Table 179: Resolved Issues**

The following issues, which existed in one or more previous versions, have been resolved.

Description	Tracking ID
Previously, a Recommendation generated while implementing an Action as an EAM maintenance plan contained an incorrect URL in the description. This issue has been resolved.	DE206193
Previously, if using a PostgreSQL database, while updating an Action linked to an EAM Plan or a Plant Detail, an error occurred. This issue has been resolved.	DE206114
Previously, in the <b>Summary</b> tab of a System Strategy, the Risk Profile graph was incorrectly displaying the Proposed values for each Asset Strategy. This issue has been resolved. Now, the Risk Profile graph displays the Proposed values correctly.	DE205233
Previously, when you attempted to view the Risk card on the <b>Risks and Actions</b> page, the Strategy Mitigated Financial Risk values inaccurately displayed the Unmitigated Financial Risk values. This issue has been resolved. Now, the Risk card displays the Strategy Mitigated Financial Risk values correctly.	DE205232
Previously, in the <b>Strategy Summary</b> tab, the Financial Risk graph was incorrectly displaying the Active and Unmitigated values as the same. This issue has been resolved. Now, the Financial Risk graph correctly displays the Active and Unmitigated values.	DE205231
Previously, in the <b>Risk Analysis</b> tab, the Financial Risk graph incorrectly displayed a reduction in Risk without any modifications being made to the Asset Strategy. This issue has been resolved. Now, the Financial Risk graph on the Risk Analysis tab will only show an increase or decrease in Risk if changes are made to the Asset Strategy.	DE205230
Previously, you could create a ASM Data Loader and a Secondary Actions with the same ID, this resulted in duplicate records. This issue has been resolved.	DE205114
Previously, the Condition Monitoring Type field was not present on the RCM FMEA Recommendation Family and therefore could not be promoted to the corresponding field on the ASM Action. This resulted in an undesirable amount of manual rework to successfully run an ASO Analysis on an Asset Strategy. This issue has been resolved. Now, the Condition-Monitoring Type field has been added to the RCM FMEA Recommendation family.	DE203803
Previously, when a non-super user attempted to apply a template as a master, the <b>Apply Template</b> window appeared displaying assets from only one site, though the user had access to assets from multiple sites. This issue has been resolved. Now, the <b>Apply Template</b> window displays assets from all the sites to which the non-super user has access.	DE204575

Description	Tracking ID
Previously, if the ACA Analysis Checklist was created for a user configured with an English culture setting, the checklist displayed the wrong probability values for users with a Spanish culture setting. This issue has been resolved. Now, the probability values appear properly regardless of the user culture setting.	DE202862
Previously, in the <b>Implement Actions in Rounds Classic</b> window, in the <b>Create New from Template</b> section, even after you applied a filter, the Filter Applied text did not appear. This issue has been resolved.	DE201858
Previously, Asset Strategies that were controlled by a master template displayed the Proposed Action and Risk data instead of the Active Action and Risk data. This issue has been resolved. Now, Asset Strategies that are controlled by a master template display the following data: <ul style="list-style-type: none"> <li>• Active Actions</li> <li>• Active Risk</li> </ul> In addition, the State of the Asset Strategy is now displayed as, Controlled by Master Template. It also contains the name and link to the master template.	DE200669
Previously, if the risk threshold values configured in the Risk Matrix were very low with small differences between them, the risk bar displayed on the Risks and Actions screen did not appear correctly. This issue has been resolved.	DE200527
Previously, when going back and forth using the <b>Previous</b> and <b>Next</b> buttons in the <b>Apply Template</b> window, the <b>Next</b> button was disabled and the <b>Apply Method</b> page was not refreshed. This issue has been resolved.	DE198863
Previously, if you attempted to import a General Task List from SAP that did not have a value in the 'Changed Date' field, an error occurred. This issue has been resolved. Now, you can import General Task Lists from SAP even if the 'Changed Date' field is blank.	DE197786
Previously, even if an Asset Strategy was in the Pending state, you could modify it using the datasheet. This issue has been resolved. Now, you cannot modify an Asset Strategy in the Pending state using either the datasheet or the Asset Strategy Management (ASM) Data Loader.	DE197287
Previously, the criticality value for the asset did not appear in a strategy record sometimes. This issue has been resolved.	DE195771
Previously, while implementing an action as a Calibration Task, if the same task ID existed in the system, an error occurred. This issue has been resolved. Now, in this scenario, a unique task ID is generated.	DE194120
Previously, a Strategy ID containing commas did not align with the heading in .CSV files while implementing an action as EAM maintenance plan. This issue has been resolved.	DE193700
Previously, if you attempted to modify an approved Recommendation, an error occurred. This issue has been resolved.	DE190840

## Asset Strategy Optimization

This topic provides a list of product changes released for this module in this version.

### Table 180: Resolved Issues

The following issues, which existed in one or more previous versions, have been resolved.

Description	Tracking ID
Previously, when you attempted to delete an Asset Strategy Optimization record, you were unable to delete the record and a timeout error occurred. This issue has been resolved.	US590076
Previously, when you attempted to delete an Asset Strategy Optimization scenario, you were unable to delete the scenario and a timeout error occurred. This issue has been resolved. Now, there is no timeout error and the record is deleted as expected.	DE204539
Previously, when you attempted to delete a copied Asset Strategy Optimization scenario, you were unable to delete the copied scenario and a timeout error occurred. This issue has been resolved. Now, there is no timeout error and the record is deleted as expected.	DE204537
Previously, when assigning a Risk to an Action, no option appeared to replace TTF distribution or Failure Consequence. This issue has been resolved	DE136780

## Calibration Management

This topic provides a list of product changes released for this module in this version.

### Table 181: Enhancements and New Features

The following enhancements and new features have been added.

Description	Tracking ID
To enhance usability, in the <b>Calibration Queue</b> and <b>Calibration Events</b> sections, you can now create a Calibration Event without using a Calibration Template.	F71660
To enhance usability, you can now link multiple Calibration Tasks to the same Calibration Template, even though the Template is already linked to an existing Calibration Task. <b>Note:</b> The earlier Replace Task functionality has been removed. To replace the existing task with a new task, you must first unlink the existing task from the Calibration Template using <b>Unlink Task</b> .	US557646

### Table 182: Resolved Issues

The following issues, which existed in one or more previous versions, have been resolved.

Description	Tracking ID
Previously, when you created a Test Equipment record, the <b>Certification</b> Field was not populated if you had Insert and Update privileges. This issue has been resolved.	DE206016
Previously, if a user who was assigned the MI Calibration Viewer security group logged in to APM, and attempted to view the Calibration records under Calibration Queue and Calibration Tools tile, an error occurred. This issue has been resolved.	DE205447
Previously, when you tried to create Calibration, Analyzer Multi-Component record using a Calibration Template, Multi-Component Analyzer with template detail records, an error occurred. This issue has been resolved.	DE199798
Previously, <b>Calibration Recommendations</b> linked to a <b>Functional Location</b> were not displayed on <b>Calibration Management Overview</b> graph. This issue has been resolved	DE192710

**Table 183: Known Issues and Limitations**

The following known issues and limitations exist.

Description	Tracking ID
When you perform Manual Calibration from <b>Calibration Queue</b> , then intermittently, the Asset field, or the Template field, or the Task field in the Calibration Event datasheet does not get populated.  Workaround: Close the tab and create the Manual Calibration from the <b>Calibration Queue</b> section again.	DE205425

## Compliance Management

This topic provides a list of product changes released for this module in this version.

**Table 184: Resolved Issues**

The following issues, which existed in one or more previous versions, have been resolved.

Description	Tracking ID
Previously, when you attempted to access the <b>Compliance Management Overview</b> page, if there were a large number of Assets in the <b>Assets without Templates</b> section, sometimes, the page failed to load. This issue has been resolved.	DE196828

## Datasets

This topic provides a list of product changes released for this module in this version.

**Table 185: Resolved Issues**

The following issues, which existed in one or more previous versions, have been resolved.

Description	Tracking ID
Previously, manual creation of datasets displayed unsupported data types in the Data Type drop-down list of the Dataset column. This issue has been resolved.	DE205263
Previously, if you imported a file that had column names as a number and used it as column header, the column names were jumbled in the preview and the imported dataset. This issue has been resolved. Now, during import of excel for datasets, if a column name is numeric, an underscore (_) is appended to the column name such that it is converted to text.	DE204645
Previously, when creating a Dataset using a Microsoft Excel spreadsheet, date fields were displayed in the UTC format. This issue has been resolved. The date fields are now displayed in the format specified in the spreadsheet.	DE204272
Previously, if your culture settings were set to Spanish, and you attempted to create a dataset by importing an Excel file that contained a date, an error occurred. This issue has been resolved.	DE200836

## Data Loaders

This topic provides a list of product changes released for this module in this version.

### Table 186: Enhancements and New Features

The following enhancements and new features have been added.

Description	Tracking ID
A new API has been provided to ingest small number of records into APM. Based on the configuration provided, data can be processed into any of the APM families. The first step is to get the Meridium token with the Data Loader role. Then, the data along with the configuration is sent within the payload in JSON format with the received token.  For more information, refer to the Simple Ingestion API documentation.	US603395

### Table 187: Resolved Issues

The following issues, which existed in one or more previous versions, have been resolved.

Description	Tracking ID
Previously, if you attempted to load records using the Policy Instances Data Loader, and the policy name specified in the data loader file did not exist in the APM database, the status of the data bundle was reported as <b>Completed</b> . This issue has been resolved. Now, the status is reported as <b>Completed with Warnings</b> and you can view the error details by selecting the data bundle in the grid.	DE203047

## Failure Modes and Effects Analysis (FMEA)

This topic provides a list of product changes released for this module in this version.

### Table 188: Enhancements and New Features

The following enhancements and new features have been added.

Description	Tracking ID
While promoting RCM/FMEA Analysis or an Analysis Template, you can now configure the following field mappings that occurs during promotion to ASM using a policy: <ul style="list-style-type: none"><li>• Failure Mode and Failure Effect to ASM Risks</li><li>• RCM FMEA Recommendation to ASM Action</li></ul> To facilitate this enhancement, an admin option is added in <b>RCM/FMEA Admin</b> page to configure the Policy.	US581702

### Table 189: Resolved Issues

The following issues, which existed in one or more previous versions, have been resolved.

Description	Tracking ID
Previously, when you attempted to apply an Asset Template to an Analysis Template, you were prompted to select an Asset. This issue has been resolved.	DE204010
Previously, when you accessed the RCM Template, or FMEA Asset Template, the failure effects were not displayed properly. This issue has been resolved.	DE203768
Previously, when you attempted to access an RCM or FMEA record using global search, an error occurred. This issue has been resolved.	DE203258
Previously, when you attempted to access the virtual assets of an FMEA Analysis by clicking on the virtual asset list in the <b>Assets</b> section, an error occurred. This issue has been resolved.	DE197772
Previously, when you accessed an FMEA Analysis or an FMEA Template, the search functionality did not work as expected. This issue has been resolved.	DE197026

## Family Management

This topic provides a list of product changes released for this module in this version.

### Table 190: Enhancements and New Features

The following enhancements and new features have been added.

Description	Tracking ID
Previously, if you added behavior for a field, and if this behavior used fields that were not part of the child families, then the behavior inherited by the fields had an invalid configuration. This issue has been resolved. Now, if the field is available, the correct behavior is inherited. Additionally, if the field is not available in the child family, then the behavior is not spread.	DE202182

### Table 191: Obsolete Features

The following features are no longer available.

Description	Tracking ID
The datasheet-level privilege, <b>Allow for Linking</b> , which had no effect on the options available to users in the Master Detail form, has been removed from the datasheet builder.	US590021

## Family Policies

This topic provides a list of product changes released for this module in this version.

### Table 192: Enhancements and New Features

The following enhancements and new features have been added.

Description	Tracking ID
To enhance usability, a new node named State Transition has been introduced. The new node allows you to modify the state of one or more records in a policy.	US598769
A new input node, <b>State Information</b> , which is available in Before State Commit entity family policies, allows you to access information about the current state transition transaction.	US596296



Description	Tracking ID
To enhance usability, when you view policy execution results in the design canvas, the node ID is now displayed in the node execution details window.	US595444
A new calculation node, JSON Parser, allows you to define an output collection to be created from an input JSON object, using JSON Path query expressions. The JSON Parser node can be used to transform the output from an API node into a format that can be used in successor policy nodes.	US587684
To ensure that the content protection and revert to baseline features work as expected, you can no longer modify the Family ID or the Trigger field in a baseline Family Policy record.	US581682
To enhance usability, the policy model can now be started from a Query node, thus the Query node is now consistent with the other Input nodes.	US495730
To enhance usability, the Convert Type node can now be configured to convert a column of values in a collection (for example, a query result), to a different data type.	US476079
To enhance usability, a new baseline policy, <b>String Replace Sub-policy</b> and an associated R Script have been delivered. You can use this policy to facilitate replacing a string with a different string in a single text value or a collection of text values.	US293831
To enhance the configurability of APM, for families where State Management is enabled, you can now define Family Policies to be triggered before and after the state of a record is saved. To facilitate this enhancement, the Before State Commit and After State Commit triggers have been added to the list of available family policy triggers.	US280338
To enhance usability, a new node named Query Entity has been introduced, which enables you to retrieve all fields of a record by providing the entity key and family ID of the record. This removes the requirement to create a catalog query to retrieve a record that is not the Current Entity.	US255674
To provide additional configuration capability, you can now configure a family policy to be executed when a new relationship is instantiated.	US236052

### Table 193: Resolved Issues

The following issues, which existed in one or more previous versions, have been resolved.

Description	Tracking ID
Previously, when you executed a Create Entity or Edit Entity node in policy, if the family rules were configured to create a relationship based on the values written to fields on the new or updated entity, for example, a related record ID or entity key, the relationship was not created. This issue has been resolved.	DE194635

### Table 194: Known Issues

The following known issues and limitations exist.

Description	Tracking ID
When your APM database is upgraded to V5.x, the upgrade logs for certain policy models that contain Create Relationship nodes indicate that the node was upgraded successfully; however, the upgrade fails.  Workaround: Correct the policy configuration. For instructions, refer to KBA 000069050.	DE206553

## Foundation

This topic provides a list of product changes released for this module in this version.

### Table 195: Enhancements and New Features

The following enhancements and new features have been added.

Description	Tracking ID
Oracle only: To enhance usability, in the Result grid columns, you can now enable case-sensitivity for the search term. To facilitate this enhancement, a new setting <b>Filter Result Grid Case Insensitive</b> has been added in the Query Settings page. By default, the text you enter for search and filter terms is case-sensitive.	US592116

### Table 196: Resolved Issues

The following issues, which existed in one or more previous versions, have been resolved.

Description	Tracking ID
Previously, when you modified the filter settings on a module overview or other application page using a page-level filter, the filter icon was disabled, and you were unable to further modify the filter settings. This issue has been resolved.	DE206629

## General Dashboards

This topic provides a list of product changes released for this module in this version.

### Table 197: Enhancements and New Features

The following enhancements and new features have been added.

Description	Tracking ID
To enhance usability, in a Query widget, you can now specify whether to display text wrapped or on a single line. To facilitate this enhancement, the <b>Wrap Text</b> option has been added in the <b>Edit Widget</b> window for the Query widget and is selected by default.	US597201

### Table 198: Resolved Issues

The following issues, which existed in one or more previous versions, have been resolved.

Description	Tracking ID
Previously, when you attempted to open a query from the Query widget, if the percent (%) wildcard was used in a query parameter, the parameter was incorrectly encoded, and the query results did not appear as expected. This issue has been resolved.	DE192480

## Generation Availability Analysis

This topic provides a list of product changes released for this module in this version.

**Table 199: Enhancements and New Features**

The following enhancements and new features have been added.

Description	Tracking ID
<p>To enhance usability, as per the NERC standards, when creating an event for GAA, only the following amplification codes are available for U1 event types:</p> <ul style="list-style-type: none"> <li>• T1</li> <li>• T2</li> <li>• 84</li> <li>• 53</li> </ul>	US598359
<p>To enhance usability, to move the state from New to InProgress for Performance Fuel in Performance Records, you must now populate the new mandatory fields. To facilitate this enhancement, it is now mandatory to populate the following :</p> <ul style="list-style-type: none"> <li>• Records, Quantity Burned, and Average Heat Content fields for Performance Fuel types</li> <li>• Percent Ash, Percent Moisture, and Percent Sulfur fields for Coal Fuel types</li> </ul>	US587221
<p>To enhance usability, on the Bulk Event creation page, you can now add more input when you create new events. To facilitate this enhancement, you can now view all the columns that are available to add input, instead of a limited number of columns. You can also show or hide the columns as needed.</p>	US584575
<p>For derate event types, D1, D2, and D3, the amplification code field is now an optional field.</p>	US584572
<p>To enhance usability, while creating an event for GAA, on the <b>New Primary Event</b> page, it is now mandatory to populate the following fields for NERC customers:</p> <ul style="list-style-type: none"> <li>• Cause Code</li> <li>• Cause Code Component</li> <li>• Cause Code System</li> <li>• Verbal Description</li> </ul> <p>For CEA customers, the following fields are now mandatory to populate:</p> <ul style="list-style-type: none"> <li>• Cause Code</li> <li>• Cause Code System</li> <li>• Verbal Description</li> </ul>	US584563
<p>To enhance usability, when you select <b>Show Unit Summary</b> from the <b>GAA Overview</b> page, any newly added unit is now displayed in alphabetical order. Previously, any new unit added to the <b>Units</b> page was added to the bottom of the list.</p>	US582116
<p>To enhance usability, the <b>State Management</b> tab is now added to the <b>Bulk Event Creation</b> page. The State Management column has been added to the Bulk datasheet.</p>	US552543

**Table 200: Resolved Issues**

The following issues, which existed in one or more previous versions, have been resolved.

Description	Tracking ID
Previously, the Gross Available Capacity and Net Available Capacity for Contributing Events were not getting calculated correctly and did not match up to the Primary Events. This issue has been resolved.	DE203606
Previously, you were able to change the Unit ID while creating a Related Event. This issue has been resolved.	DE197396

## Inspection Management

This topic provides a list of product changes released for this module in this version.

**Table 201: Enhancements and New Features**

The following enhancements and new features have been added.

Description	Tracking ID
Performance has been enhanced when deleting records from the <b>Inspections, Tasks, or Work Packs</b> sections of the <b>Inspection Management Overview</b> page.	US600736
To enhance usability, the Next Date for Inspection Task can now be populated optionally based on the TM Remaining Life from Thickness Monitoring module. To facilitate this enhancement, the following fields have been added to the Inspection task datasheet: <ul style="list-style-type: none"> <li>• Consider TM Remaining Life</li> <li>• TM Remaining Life</li> <li>• Projected T-Min Date</li> <li>• Remaining Life Factor</li> <li>• Last Measurement Date</li> </ul> <p><b>Note:</b></p> <p>After you enable the <b>Consider TM Remaining Life</b> check box and save the record, the Next Date field will be populated based on the most conservative value between Desired Interval and the calculated TM Remaining Life.</p> <p>If Next Date is calculated using TM Remaining Life, then Next Date Basis will be populated as Overridden By TM Remaining Life. However, if Next Date is calculated using Desired Interval, then Next Date Basis will be populated as Desired Interval.</p>	US588914
To enhance usability, you can now upload an Inspection Scope Visualization Document for an individual Inspection. To facilitate this enhancement, a new section, <b>Inspection Scope Visualization</b> , has been added and can be accessed by selecting the <b>Scope</b> tab of an Inspection within the Inspection Management module.	US582350
To enhance usability, you can now determine Susceptibility Type of a Component from Inspection History. To facilitate this enhancement, a new field, <b>Cracking Detected?</b> , has been added to the Inspection Confidence Evaluation family. You can access this field from the <b>Inspection Confidence</b> section of an Inspection. When Inspections are linked to RBI 581 Cracking Damage Evaluation or RBI 581 External Cracking Damage Evaluation, if <b>Cracking Detected?</b> , is selected for any of the linked Inspections, the Susceptibility Type will be set to Detected.	US569500
To enhance usability, you can now auto generate Inspection Confidence Evaluation records for RBI Components on an Inspection. To facilitate this enhancement, a new button <b>Generate</b> has been added and can be accessed by selecting the <b>Inspection Confidence</b> tab in the Inspection workspace.	US577958

Description	Tracking ID
To enhance usability, you can now load a Checklist Finding using the following Data Loaders: <ul style="list-style-type: none"> <li>Inspection Management (IM) Assets Data Loader</li> <li>Inspection Management (IM) Functional Location Data Loader</li> </ul>	US570072
To enhance usability, only effective Inspections will now be considered for RBI 581 Degradation Mechanism Evaluations. To facilitate this enhancement, Inspections with Ineffective confidence will not be considered when setting the Last Known Inspection Date field for RBI 581 Degradation Mechanism Evaluations.	US569635
To enhance usability, you can now determine Thinning Type of the Component from Inspection History. To facilitate this enhancement, a new field Thinning Type has been added to Inspection Confidence Evaluation family and can be accessed from <b>Inspection Confidence Evaluation</b> tab in the Inspection.  <b>Note:</b> When the Inspections are linked to an RBI 581 Thinning and Lining, RBI 581 External Damage Evaluation or Int. Corr. Deg. Mech. Eval. DME, Thinning Type from the latest Inspection is mapped to the DME.	US569497
To enhance usability, PRD Pop Test Checklist now supports multiple Degradation Mechanisms. To facilitate this enhancement, Inspection Confidence Evaluations has been enabled for PRD Pop Test Checklist and can be accessed from <b>Inspection Confidence</b> tab in the Inspection workspace. PRD Pop Test Checklist datasheet has been updated and the following fields have been removed from the datasheet: <ul style="list-style-type: none"> <li>Degradation Mechanism</li> <li>Type of Inspection</li> <li>Extent</li> <li>Scope</li> </ul>	<ul style="list-style-type: none"> <li>US590794</li> <li>US569502</li> </ul>

### Table 202: Resolved Issues

The following issues, which existed in one or more previous versions, have been resolved.

Description	Tracking ID
Previously, in the Inspection Profile record, when you entered values with single quote for the RBI Component field, the validation failed, and the record was not updated. This issue has been resolved.	DE205320
Previously, if you had included a Boolean field in an Offline Form, after you downloaded an Inspection in Inspection Field Data Collection, you could not select or clear the check box corresponding to the Boolean field. This issue has been resolved.	DE203654
Previously, if you updated the state of an Inspection when there were unsaved changes, the state was updated, but the unsaved data was lost. This issue has been resolved. Now, in this scenario, a message appears indicating that there are unsaved changes, and you can update the data and change the state.	DE200656
Previously, if the Asset ID was long, Inspection Group hyperlink was not displayed correctly within an Inspection. This issue has been resolved.	DE198484

Description	Tracking ID
Previously, in the <b>Event Configurations</b> section of the Inspection Management application settings, while reviewing the Related Families for the Checklist Inspection Template family, the Offline option was selected for each of the three configured related families. However, the Offline option for these families was not intended to be enabled, and in the Integrity Mobile app, this prevented Checklist Findings from displaying. This issue has been resolved.	DE198088
Previously, when a Risk Analyst reviewed the Inspection Confidence record in the <b>Inspection Confidence</b> section, the Risk Analyst name displayed was overlapping. This issue has been resolved.	DE196413
Previously, when loading new Inspection Confidence Evaluation records using the Inspection Data Loader, if a value was specified in the RBI Component field, the field was not set properly. This issue has been resolved.	DE166452

## Integrity Mobile Application

This topic provides a list of product changes released for this module in this version.

**Table 203: Enhancements and New Features**

The following enhancements and new features have been added.

Description	Tracking ID
To enhance usability, after capturing a picture, the image preview screen, which prompted the user to either <b>Annotate</b> or <b>Use Picture</b> has been removed. Instead, now, you will be directly navigated to the image gallery view and you can now annotate the selected image by clicking on the <b>Edit</b> icon.	US597171
You can now take photos directly against a recommendation. When you view a photo for a recommendation, you will see both, photos taken for any related finding as well as photos taken for the specific recommendation. Upon upload, the photos taken for a recommendation are linked only to that record. <b>Note:</b> This feature is only available when using V5.1.x.x or above of GE Digital APM Server.	US597147
To enhance usability on a tablet device, the following UI enhancements have been added: <ul style="list-style-type: none"> <li>The <b>My Inspection</b> and <b>All Tasks</b> grids has been replaced with a card list.</li> <li>The <b>Column Chooser</b> drop-down menu has been replaced with a <b>Configure Grid</b> dialog, enabling you for field selection within several, separate portions of the card list.</li> </ul>	US596726
The Integrity Mobile app now supports Korean language.	US595428
To enhance usability, you can now view and annotate Inspection Scope Visualization Documents within Integrity Mobile. To facilitate this enhancement, a new section, <b>Inspection Scope</b> , has been added and can be accessed from the <b>Inspection Details</b> tab within the Inspection Workspace. This feature is only available for GE Digital APM V5.1.0.0.0 or above.	US579600
To enhance usability, <b>Remove from Device</b> option is added in the <b>My Inspections</b> overview page. Using this option, you can now delete an inspection from a device that has already been deleted from server.	US547886
To enhance data security, if you enter an incorrect PIN five times in offline mode, the Integrity Mobile application will prevent your login attempts for a duration of 60 seconds.	DE198615

### Table 204: Resolved Issues

The following issues, which existed in one or more previous versions, have been resolved.

Description	Tracking ID
Previously, the <b>Photos</b> tab was available even for records of families that do not have the Has Reference Documents relationship. This issue has been resolved.	DE202996
Previously, the Asset ID column in the My Inspection grid showed a blank value for Inspections directly related to a Functional Location. This issue has been resolved. Now, the Asset ID column displays a coalesce of the Asset ID and Functional Location ID fields for GE Digital APM databases upgraded to V5.1.0.0.0	DE197864

## Job Monitoring Dashboard

This topic provides a list of product changes released for this module in this version.

### Table 205: Resolved Issues

The following issues, which existed in one or more previous versions, have been resolved.

Description	Tracking ID
Previously, in the <b>Edit Schedule</b> window, you could not modify a schedule from weekly, monthly, or yearly to minutes, hours, or daily. This issue has been resolved.	DE206825

## Life Cycle Cost Analysis

This topic provides a list of product changes released for this module in this version.

### Table 206: Resolved Issues

The following issues, which existed in one or more previous versions, have been resolved.

Description	Tracking ID
Previously, in an LCC Recommendation, when the Target Completion Date was in the past, an incorrect error message appeared. This issue has been resolved.	DE205692

## Management of Change

This topic provides a list of product changes released for this module in this version.

### Table 207: Enhancements and New Features

The following enhancements and new features have been added.

Description	Tracking ID
To enhance functionality and usability, you can now select multiple checklists while linking the checklists to a MOC Change Project.	US576169

### Table 208: Resolved Issues

The following issues, which existed in one or more previous versions, have been resolved.

Description	Tracking ID
Previously, if you tried to add Changed Elements in MOC, the APM Family list was not displayed in APM Japanese language environment. Also, if you added more than five families in the <b>Change project has element</b> relationship for an MOC change project, the changed elements page did not load successfully. This issue has been resolved.	DE199130

## Manage Translations

This topic provides a list of product changes released for this module in this version.

### Table 209: Enhancements and New Features

The following enhancements and new features have been added.

Description	Tracking ID
When upgrading from APM V4.6.X.X.X to V5.0.0.0.0, if there are any custom translations, you must export or download the custom translation from V4.6.X.X.X and upload to V5.0.0.0.0. For more information, see the Manage Translations Upgrade section in APM Upgrade guide.	US602636
To enhance usability, you can add new languages to the Manage Translations application. To facilitate this enhancement, a plus icon next to the language drop-down menu on the <b>Manage Translations</b> page has been added. The plus icon enables you to access the <b>Add New Language</b> window where you can select the desired new language and save the selection.	US581533

### Table 210: Resolved Issues

The following issues, which existed in one or more previous versions, have been resolved.

Description	Tracking ID
Previously, there were incorrect translation strings in German. This issue has been resolved. Now, the translation strings have been updated.	US597820
Previously, in the <b>Manage Translations</b> page, the following options were available for English language even though they were not applicable: <ul style="list-style-type: none"> <li>• Update translations</li> <li>• Upload custom translations</li> </ul> This issue has been resolved. These options no longer appear for English language now.	US602044

## Metrics and Scorecards

This topic provides a list of product changes released for this module in this version.

### Table 211: Resolved Issues

The following issues, which existed in one or more previous versions, have been resolved.



Description	Tracking ID
Previously, if you were using an Oracle database, the SQL Server Analysis Services (SSAS) cube dimensions were not getting processed. This issue has been resolved. To facilitate this fix, while deploying Work History Cube, Oracle users must use the Oracle specific <code>Work History Oracle</code> folder instead of <code>Work History</code> folder.	DE202987
Previously, if you created a Key Performance Indicator (KPI) for an Analysis Services cube, sub-indicator KPIs were not automatically created for the underlying levels and members. This issue has been resolved.	DE197280
Previously, calculated measure of metric view <b>PM Effectiveness %</b> by Equipment Taxonomy was not formatted in the Tabular view. This issue has been resolved.	DE186530

## Policy Designer

This topic provides a list of product changes released for this module in this version.

### Table 212: Enhancements and New Features

The following enhancements and new features have been added.

Description	Tracking ID
To enhance the configurability of APM, a new node named API has been introduced. The new node allows advanced policy users to configure policies to execute calls to the application programming interfaces (APIs) in APM. <b>Note:</b> To use this node, you must first configure the API Node Credentials in the <b>Policy Admin</b> page.	F39654
You can now add, update and delete API Node Credential Records. To facilitate this enhancement, a new section, <b>Manage API Node Credentials</b> , has been added in the <b>Policy Admin</b> page.	US599062
To enhance usability, a new node named State Transition has been introduced. The new node allows you to modify the state of one or more records in a policy.	US598769
To enhance usability, you can now send an email notification to all the users in a security group. To facilitate this enhancement, a new baseline policy <b>Concatenate Text Email Example</b> with associated R Script and Query have been delivered to the baseline APM database.	US596437
To enhance usability, when you view policy execution results in the design canvas, the node ID is now displayed in the node execution details window.	US595444
A new calculation node, JSON Parser, allows you to define an output collection to be created from an input JSON object, using JSON Path query expressions. The JSON Parser node can be used to transform the output from an API node into a format that can be used in successor policy nodes.	US587684
To enhance usability, the policy model can now be started from a Query node. Hence, the Query node is now consistent with the other Input nodes.	US495730
To enhance usability, the Convert Type node can now be configured to convert a column of values in a collection (for example, a query result), to a different data type.	US476079

Description	Tracking ID
To enhance usability, a new node named Query Entity has been introduced, which enables you to retrieve all fields of a record by providing the entity key and family ID of the record. This removes the requirement to create a catalog query to retrieve a record that is not specified in the Policy Instance.	US255674
To enhance usability, a new baseline policy, <b>String Replace Sub-policy</b> and an associated R Script have been delivered. You can use this policy to facilitate replacing a string with a different string in a single text value or a collection of text values.	US293831

**Table 213: Resolved Issues**

The following issues, which existed in one or more previous versions, have been resolved.

Description	Tracking ID
Previously, if your APM system used an Oracle database, when you attempted to save, validate, or execute a policy containing an OT Connect input node, an error occurred. Also, if the policy was configured for Automatic Execution triggered by an OT Connect node, the policy did not execute when new data was received. These issues have been resolved.	DE206278
Previously, if you were assigned to the Policy Viewer security group, you were unable to view Policy Events. This issue has been resolved.	DE204293
Previously, if you scheduled a policy with a large number of instances, not all instances were executed every time. This issue has been resolved.	DE203646
Previously, when you closed the <b>Policy Admin</b> page, even if you did not make any changes to the settings, a message appeared, stating that your changes would be unsaved. This issue has been resolved.	DE197820
Previously, when you executed a Create Entity or Edit Entity node in policy, if the family rules were configured to create a relationship based on the values written to fields on the new or updated entity, for example, a related record ID or entity key, the relationship was not created. This issue has been resolved.	DE194635

**Table 214: Known Issues**

The following known issues and limitations exist.

Description	Tracking ID
When your APM database is upgraded to V5.x, the upgrade logs for certain policy models that contain Create Relationship nodes indicate that the node was upgraded successfully; however, the upgrade fails.  Workaround: Correct the policy configuration. For instructions, refer to KBA 000069050.	DE206553

## Production Loss Analysis

This topic provides a list of product changes released for this module in this version.

**Table 215: Enhancements and New Features**

The following enhancements and new features have been added.

Description	Tracking ID
To enhance functionality, State Management is now a baseline functionality for Product Loss Analysis.	US599981
To enhance usability, the losses datasheet in the <b>Production Losses</b> section now has a column for Production Events to associate with the loss amount for a planned production.	US585318
To enhance usability, you can now view the asset hierarchy in the <b>Asset Finder</b> window, when selecting the Causing Asset field in a Production Event datasheet or the Associated Unit field in a Production Unit datasheet.	DE184531

**Table 216: Resolved Issues**

The following issues, which existed in one or more previous versions, have been resolved.

Description	Tracking ID
Previously, in the PLA Administrator, if there were a large number of Event Code records, a timeout error occurred. This issue has been resolved. Now, pagination is available such that you can access only 10 records per page, which eliminates the timeout error.	DE204068
Previously, the PLA Overview Count for Production Data, Production Plan(s), Production Events, and Production Analyses took more than the expected time to load. This issue has been resolved. The tiles in the <b>PLA Overview</b> page now load quickly.	DE201497

## Queries

This topic provides a list of product changes released for this module in this version.

**Table 217: Resolved Issues**

The following issues, which existed in one or more previous versions, have been resolved.

Description	Tracking ID
Previously, if a query contained the date parameter, and if you attempted to open the query from the <b>View Query</b> column in the <b>Query</b> page, an error occurred. This issue has been resolved.	DE206744
Previously, the following issues existed in the Query Designer page: <ul style="list-style-type: none"> <li>If a query was saved and reopened, the column criteria was changed.</li> <li>If an expression was used as a query column, on reopening, the query expression was lost. For example, <code>length ( [ FIELD ] )</code> was converted to <code>[ FIELD ]</code>.</li> <li><b>Group By</b> column was converted to expression with the <b>Group By</b> function.</li> </ul> These issues have been resolved.	DE206322
Previously, under certain scenarios, when you attempted to run a query that contained a right join query, incorrect results were returned. This issue has been resolved. Now the query returns the same results as APM V4.6.0.0.0.	DE205146
Previously, if you attempted to run a <b>Show totals</b> query that contained Meridium datetime function, an error occurred, and the export failed. This issue has been resolved.	DE204315
Previously, when you accessed the query details page, and navigated to a different tab in APM, and then accessed the query details page again, the advanced filters were not available. This issue has been resolved.	DE203932

## R Scripts

This topic provides a list of product changes released for this module in this version.

### Table 218: Enhancements and New Features

The following enhancements and new features have been added.

### Table 219: Obsolete Features

The following features are no longer available.

Description	Tracking ID
R Server 8.0.0 and Machine Learning Server are out of support by Microsoft and, as a result, will no longer be supported for use with APM. Now, the only supported option for R Script is RServe.	US566967

## Record Manager

This topic provides a list of product changes released for this module in this version.

### Table 220: Enhancements and New Features

The following enhancements and new features have been added.

Description	Tracking ID
To enhance usability, you can now control the page layout when printing from a Bulk Data Form. To facilitate this enhancement, the <b>Formatted Print</b> button and the <b>Print Options</b> item in the <b>More Options</b> menu have been added in the Bulk Data Form.	US597088
To enhance usability, you can now upload reference documents to be stored in APM in bulk. To facilitate this enhancement, a new option, <b>Reference Document Bulk Upload</b> , has been added in the <b>Operations Manager</b> page under <b>Admin</b> .	US584339
To enhance usability, performance has been significantly improved when you open a record with a large number of related records.	US581478
To enhance usability, you can now modify the state of records in bulk. To facilitate this enhancement, when you use the Bulk Data Form to access records of a family for which state management is enabled, the state management control appears when you select multiple records that are in the same state.	US571654
When you use the <b>Table Settings</b> window to modify the settings for a Bulk Data Form or Master Detail datasheet, the following column settings are retained as a user preference for that form: <ul style="list-style-type: none"><li>• Freeze columns</li><li>• Show or hide columns</li><li>• Change the order of columns</li><li>• Sort columns</li></ul> <b>Note:</b> If, however, you change the order of columns using the drag-and-drop method, the changes are not saved as a user preference.	US543512

**Table 221: Resolved Issues**

The following issues, which existed in one or more previous versions, have been resolved.

Description	Tracking ID
Previously, if the record contained cascading picklist behaviors, then the record had to be saved for the dependent picklist to be populated. This issue has been resolved.	US531507
Previously, if the entity ID of a record was too long to display in the Record Explorer window, the displayed entity ID was excessively truncated. This issue has been resolved. Now, the truncated display format of the entity ID shows more characters and is allowed to wrap at lower display resolutions.	DE205445
Previously, if you added a custom family as the child of another family, and included both families in the Asset Hierarchy configuration, the records in the child family did not appear in the Asset Hierarchy search results unless you were a super user. This issue has been resolved. The child family now appears in the Asset Hierarchy search results for all users with view permission for the custom family.	DE204693
Previously, in Bulk Data Form, when you selected a field with a drop-down list, the cursor was placed at the end of the entry. This issue has been resolved. Now, the entire content is selected, which allows you to select a different option from the drop-down list by typing the first few letters of the desired value.	DE203001
Previously, you could not select multiple Alert IDs in a Strategy Macro Schedule option, even though all alerts associated with the schedule were executed successfully. This issue has been resolved.	DE202964
Previously, if you attempted to open a record in Record Manager using a hyperlink where the Family ID was entered in lowercase letters, an error occurred. This issue has been resolved.	DE166954

## Reliability Analytics

This topic provides a list of product changes released for this module in this version.

**Table 222: Enhancements and New Features**

The following enhancements and new features have been added.

Description	Tracking ID
To enhance usability, you can now use an Analysis Name more than 48 characters when Automation Rules are applied, without the name getting truncated in the display. To facilitate this enhancement, the Analysis Name for Automation Rules in Reliability Analytics has increased to 255 characters.	US539755
To improve usability, you can now export and print the System Model or Subsystem diagram as an image. To facilitate this enhancement, a new button, <b>Export</b> , has been added to the System Reliability Scenario Diagram page.	US429616
To improve usability, you can now query all simulation results in Reliability Analytics. However, this enhancement does not work for Existing Simulation. Existing Simulation should be run again for you to query the result.	US328449

**Table 223: Resolved Issues**

The following issues, which existed in one or more previous versions, have been resolved.

Description	Tracking ID
Previously, in an RA Recommendation, when the Target Completion Date was in the past, an incorrect error message appeared. This issue has been resolved.	DE205692
Previously, if you created a recommendation that is linked to a distribution family, and then you opened that recommendation in Record Explorer, the related family details were not populated. This issue has been resolved.	DE205654
Previously, you could not wrap text for the Name field in an Automation rule of a Reliability Analysis. This issue has been resolved.	DE204564
Previously, when you tried to create a new Reliability Distribution analysis, the action failed, and an error message appeared. This issue has been resolved.	DE203193
Previously, when creating a Probability Analysis by using the total time to repair as the production data and then drawing a demonstrated line and nameplate line, the regions under the reliability loss and efficiency or utilization loss regions did not have color. This issue has been resolved.	DE191582
Previously, while creating a Production Analysis, the response time was high. This issue has been resolved. Now, it takes considerably less time. To facilitate this fix, while selecting the query to create a Reliability Distribution Analysis, ensure that the query contains the Entity Key, Family Key, and the Site Key for all the families used in the select clause.	DE172271
Previously, while creating a Reliability Growth Analysis or a Reliability Distribution Analysis, the response time was high. This issue has been resolved. Now, it takes considerably less time. To facilitate this fix, while selecting the query to create the analysis, ensure that the query contains the Entity Key, Family Key, and the Site Key for all the families used in the select clause.	<ul style="list-style-type: none"><li>• DE172268</li><li>• DE172266</li></ul>
Previously, when adding a new analysis, if you moved the cursor to description, but tried to save without entering any value, an error message appeared, indicating that unsupported text was found. This issue has been resolved.	DE137619
Previously, in a Reliability Distribution, the Probability Plot did not have confidence boundaries for the time to repair data. This issue has been resolved.	DE136769

## Reliability Centered Maintenance

This topic provides a list of product changes released for this module in this version.

**Table 224: Enhancements and New Features**

The following enhancements and new features have been added.

Description	Tracking ID
While promoting RCM Analysis, an FMEA Analysis, or an Analysis Template, you can now configure the following field mappings that occur during promotion to ASM using a policy: <ul style="list-style-type: none"><li>• Failure Mode and Failure Effect to ASM Risks</li><li>• RCM FMEA Recommendation to ASM Action</li></ul> To facilitate this enhancement, an admin option is added in the <b>RCM/FMEA Admin</b> page to configure the policy.	US581702

**Table 225: Resolved Issues**

The following issues, which existed in one or more previous versions, have been resolved.

Description	Tracking ID
Previously, when you attempted to apply an Asset Template to an Analysis Template, you were prompted to select an Asset. This issue has been resolved.	DE204010
Previously, when you accessed the RCM Template or an FMEA Asset Template, the failure effects were not displayed properly. This issue has been resolved.	DE203768
Previously, when you attempted to access an RCM or FMEA record using global search, an error occurred. This issue has been resolved.	DE203258
Previously, when you accessed an RCM Analysis or an RCM Template, the search functionality did not work as expected. This issue has been resolved.	DE197026

## Risk Based Inspection

This topic provides a list of product changes released for this module in this version.

### RBI 580 and RBI 581

**Table 226: Enhancements and New Features**

The following enhancements and new features have been added.

Description	Tracking ID
To enhance usability of the RBI Components to TML Groups Relationship Data Loader, the Data Loader now prevents the creation of relationships if the Asset Corrosion Analysis has not been calculated. After the Asset Corrosion Analysis has been calculated in Thickness Monitoring, you can retry creating relationships using the Data Loader.	US593766
You can now create What-If analyses in bulk. To facilitate this enhancement, a new workspace, <b>Bulk Create What-If Analyses</b> , has been added and can be accessed from the <b>Actions</b> menu of the <b>Risk Based Inspection Overview</b> page. In addition, the following datasheets have been added to allow you to copy field values to the newly created what-if analyses: <ul style="list-style-type: none"><li>• Bulk What-If on the RBI Criticality Analysis family</li><li>• Bulk What-If on the RBI 581 Risk Analysis family</li></ul>	<ul style="list-style-type: none"><li>• US578427</li><li>• US578079</li></ul>
To enhance usability, you can now automatically generate Inspection Confidence Evaluation records for RBI Components on an Inspection. To facilitate this enhancement, a new button <b>Generate</b> has been added and can be accessed by selecting the <b>Inspection Confidence</b> tab of the Inspection.	US577958
You can now identify if the re-calculation of an analysis is not successful. To facilitate this enhancement, the Date Criticality Calculated field of the analysis is reset during the calculation.	US571458

Description	Tracking ID
<p>To enhance usability, you can now determine Thinning Type of a Component from Inspection History. To facilitate this enhancement, a new field named Thinning Type has been added to Inspection Confidence Evaluation family and can be accessed from the <b>Inspection Confidence Evaluation</b> tab of the Inspection.</p> <p><b>Note:</b> When the Inspections are linked to an RBI 581 Thinning and Lining, RBI 581 External Damage Evaluation, or Int. Corr. Deg. Mech. Eval. DME, Thinning Type from the latest Inspection is mapped to the DME.</p>	US569497
<p>To enhance usability, you can now save result grid column preferences. To facilitate this enhancement, advanced settings are enabled for result grids in the following workspaces and sections:</p> <ul style="list-style-type: none"> <li>• Risk Based Inspection Overview <ul style="list-style-type: none"> <li>◦ Assets</li> <li>◦ Process Units</li> </ul> </li> <li>• Process Unit Overview</li> <li>• Analysis <ul style="list-style-type: none"> <li>◦ Degradation Mechanisms</li> <li>◦ Consequence Evaluation</li> </ul> </li> <li>• Inventory Groups</li> </ul> <p>Column Preferences set on these result grids will be saved as a user preference. For more information, refer to KBA 000069010.</p>	US549058

**Table 227: Resolved Issues**

The following issues, which existed in one or more previous versions, have been resolved.

Description	Tracking ID
<p>Previously, even if the unit key was provided in the URL, the records in the <b>Risk Based Inspection Overview</b> page were filtered based on the Asset Hierarchy context. This issue has been resolved. Now, the records are filtered based on the unit key you provide in the URL.</p>	US376471
<p>Previously, when you enabled history for a field in a Degradation Mechanism Evaluation family, the history option was not displayed for the family in the datasheet. This issue has been resolved.</p>	DE206343
<p>Previously, an RBI Administrator user was unable to modify RBI Inspection Auto-Selection Criteria records in the RBI Admin Preferences for Inspection Auto-Selection. This issue has been resolved. RBI Administrators can now modify RBI Inspection Auto-Selection Criteria.</p>	DE206124
<p>Previously, you could only update the first what-if analysis in a Created state linked to a RBI Component through the RBI Data Loader. This issue has been resolved. You can now update multiple what-if analyses on the same RBI Component by utilizing the Sub ID column, which has been added to the dataloader template.</p>	DE203367
<p>Previously, if the Entity ID Template of the Potential Degradation Mechanism family was modified, Potential Degradation Mechanisms could not be linked to an RBI Component. This issue has been resolved. Now, Entity ID will not be considered while linking a Potential Degradation Mechanism.</p>	DE202443




Description	Tracking ID
<p>Previously, while selecting <b>Create Inspection Plan</b>, an error occurred if the following conditions were satisfied:</p> <ul style="list-style-type: none"> <li>• The Asset had any inactive RBI Components.</li> <li>• The RBI Admin Preference, Use Alternative Inspection Plan, was set to true.</li> </ul> <p>This issue has been resolved. Now, only active RBI Components are considered while creating an Alternative Inspection Plan.</p>	DE200604
<p>Previously, RBI Components with Component Status field set to NULL were not considered as active components in the following fields:</p> <ul style="list-style-type: none"> <li>• The <b>Suggest PDMs for Components</b> option in <b>Asset Summary</b> and <b>Corrosion Loop Summary</b> pages</li> <li>• The <b>Link Protected Components</b> option for PRD Components related to Corrosion Loop</li> <li>• The <b>Component</b> box in the <b>Inspection plan Detail</b> section in the <b>Inspection Plan</b> page</li> <li>• The <b>RBI Component</b> box in the <b>Inspection confidence</b> section in the <b>Inspection</b> page</li> <li>• The <b>RBI Component</b> box in an Inspection Profile datasheet</li> </ul> <p>This issue has been resolved.</p>	DE199691

## RBI 581

### Table 228: Enhancements and New Features

The following enhancements and new features have been added.

Description	Tracking ID
<p>To adhere to API 581 Third Edition, Addendum 2, the 581- Atmospheric Tank Bottom Corrosion Damage Mechanism Age will now be adjusted if a Liner is Present. To facilitate this enhancement, a new table, Tank Bottom Internal Liner Types, has been added. Additionally, the Liner Condition, Liner Type, and Immersion Grade Coating Quality fields are now required when the Liner is Present field is set to Yes, and have been added in the DME_AST sheet in RBI_581_Data_Loader template.</p> <p><b>Note:</b> The calculation of liner adjustment age, as per formula 5.1 under section 4.2.1 for Storage Tanks in API 581 3rd edition, 2nd addendum is incorrect as it does not give credit for online monitoring. APM has updated this formula to ensure credit is given for online monitoring while calculating liner adjustment age for tank bottom component.</p>	US599965
<p>To enhance usability and ensure data accuracy, the RBI 581 Risk Analysis is marked for recalculation if you update the following fields, which are used for Inventory Component Mass calculation:</p> <ul style="list-style-type: none"> <li>• Representative Fluid</li> <li>• Operating Pressure</li> <li>• Operating Temperature</li> <li>• Diameter InnerDiameter</li> <li>• Percent Liquid Volume</li> <li>• Length or Piping Length if the component type is Piping</li> </ul>	US599904

Description	Tracking ID
<p>To enhance usability and ensure data accuracy, if an RBI Component is inactivated, the RBI 581 Risk Analyses linked to all the RBI Components in the Inventory Group are marked for recalculation. To facilitate this enhancement, a new field named Calculation Required has been added to the RBI 581 Risk Analysis family. When an analysis needs recalculation, the Calculate button () appears in orange colour.</p>	US599903
<p>To enhance usability, you can now capture the date on which the Risk or Damage Factor will exceed the threshold up to 30 years past the Plan Date on the RBI 581 Risk Analysis. To facilitate this enhancement, a new field named Risk Threshold Date has been added to store the resulting date. The number of years past Plan Date to calculate can be updated by setting the new field, Maximum Years for Risk Projection.</p>	US594964
<p>To adhere to API 581 Third Edition, Addendum 2, if coating fails at the time of inspection, the Coating Adjustment will be set to 0. To facilitate this enhancement, a new field named Coating Failure? has been added to the RBI 581 External Cracking Damage Evaluation and the RBI 581 External Damage Evaluation families.</p>	<ul style="list-style-type: none"> <li>• US591990</li> <li>• US591989</li> </ul>
<p>The Release Type calculation for RBI 581 Consequence Evaluations now adheres to API 581 Third Edition, Addendum 2. To facilitate this enhancement, the Enable Release type calculation as per RFI-8388 preference has been removed from the RBI Admin Preferences; The Release Type field will now be calculated as per RFI-8388 automatically.</p>	US591986
<p>The Strength Ratio calculation for RBI 581 Thinning and Lining Evaluations and RBI 581 External Damage Evaluations now adheres to API 581 Third Edition, Addendum 2. To facilitate this enhancement, the Strength Ratio will only use equation 2.14/2.40/2.54, the formula including minimum thickness, when the Override Minimum Required Thickness is set to true.</p>	US591983
<p>The Age calculation on RBI 581 Cracking Damage Evaluations and RBI 581 External Cracking Damage Evaluations only considers the effective inspections now. To facilitate this enhancement, if the Highest Effective Inspection Level is Poorly Effective or Ineffective(None), the Date in Service is used instead of the Target Inspection Date in the Age and the Time Since Last Inspection calculations.</p>	US579049
<p>The display value of the Atmospheric Condition field on RBI 581 Cracking Damage Mechanism Evaluations and RBI 581 External Cracking Damage Mechanism Evaluations now adheres to the RBI 581 Specification. To facilitate this enhancement, the following system codes have been updated in the Atmospheric Conditions System Code Table:</p> <ul style="list-style-type: none"> <li>• MARINE description is now Moderate</li> <li>• TEMPERATE description is now Mild</li> </ul>	US571823
<p>The formula for calculating Age in RBI 581 External Cracking Degradation Mechanism Evaluations and RBI 581 External Degradation Mechanism Evaluations now adheres to API 581 Third Edition, Addendum 2. To facilitate this enhancement, the Coating Adjustment can now be overwritten using two new fields, Override Coating Adjustment and User Coating Adjustment.</p>	US571822
<p>To adhere to API 581 3rd Edition, Addendum 2, two new geometry types are now supported. To facilitate this enhancement, the following values have been added to the ML_581_Component_Geometry_Types System Code Table and will appear in the Geometry Type field picklist on RBI Component and RBI 581 Risk Analysis records</p> <ul style="list-style-type: none"> <li>• RECT- Rectangular Cross Section</li> <li>• ELL- Elliptical Head</li> </ul> <p>Also, the calculation of the Minimum Thickness field has been updated to account for the new geometry types.</p>	US571821

Description	Tracking ID														
<p>To adhere to API 581 Third Edition, Addendum 2, the calculation for the RBI 581 Consequence Evaluation now supports several new materials. To facilitate this enhancement, the following Material Cost lookup fields have been added:</p> <table border="1" data-bbox="264 384 1118 737"> <thead> <tr> <th data-bbox="264 384 691 432">Material</th> <th data-bbox="691 384 1118 432">Material Cost</th> </tr> </thead> <tbody> <tr> <td data-bbox="264 432 691 485">Organic Coatings &lt; 80 mil</td> <td data-bbox="691 432 1118 485">1.2</td> </tr> <tr> <td data-bbox="264 485 691 537">Fiberglass</td> <td data-bbox="691 485 1118 537">2.5</td> </tr> <tr> <td data-bbox="264 537 691 590">Striped Lined Alloy</td> <td data-bbox="691 537 1118 590">3.3</td> </tr> <tr> <td data-bbox="264 590 691 642">Organic Coatings &gt; 80 mil</td> <td data-bbox="691 590 1118 642">3.4</td> </tr> <tr> <td data-bbox="264 642 691 695">Acid Brick</td> <td data-bbox="691 642 1118 695">20</td> </tr> <tr> <td data-bbox="264 695 691 737">Refractory</td> <td data-bbox="691 695 1118 737">20</td> </tr> </tbody> </table> <p>These materials are also displayed in the Base Material and Cladding Material field picklists on the RBI Component and RBI 581 Risk Analysis records.</p>	Material	Material Cost	Organic Coatings < 80 mil	1.2	Fiberglass	2.5	Striped Lined Alloy	3.3	Organic Coatings > 80 mil	3.4	Acid Brick	20	Refractory	20	US571820
Material	Material Cost														
Organic Coatings < 80 mil	1.2														
Fiberglass	2.5														
Striped Lined Alloy	3.3														
Organic Coatings > 80 mil	3.4														
Acid Brick	20														
Refractory	20														
<p>The formula for calculating susceptibility on 581-Alkaline Carbonate Stress Corrosion Cracking Degradation Mechanism Evaluations now adheres to API 581 Third Edition, Addendum 2. To facilitate this enhancement, the RBI 581 Calculate Susceptibility - Alkaline policy is deprecated and has been marked inactive.</p>	US571819														
<p>The formula for calculating corrosion rate of carbon steel for 581-Hydrofluoric Acid Corrosion Degradation Mechanism Evaluation now adheres to API 581 3rd Edition, Addendum 2. To facilitate this enhancement, the following items have been modified:</p> <ul data-bbox="264 1087 1029 1178" style="list-style-type: none"> <li>• The Catalog Query Public\Meridium\Modules\Risk Based Inspection - 581\Queries\Determine Corrosion Rate for HF CS</li> <li>• Records in the HF Acid Corrosion Rate - Carbon Steel table</li> </ul>	US571818														
<p>The formula for calculating susceptibility on 581-Chloride Stress Corrosion Cracking Degradation Mechanism Evaluations now adheres to API 581 Third Edition, Addendum 2. To facilitate this enhancement:</p> <ul data-bbox="264 1314 1105 1436" style="list-style-type: none"> <li>• The Oxygen Concentration and the Deposits Present fields have been added to the RBI 581 Cracking Damage Evaluation family.</li> <li>• The RBI 581 Calculate Susceptibility - CISCC policy is deprecated and has been marked inactive.</li> </ul>	US571816														
<p>The formula for calculating Component Damage Cost on RBI 581 Consequence Evaluations now adheres to API 581 Third Edition, Addendum 2. To facilitate this enhancement, a new field, Cost Escalation Factor, has been added to the RBI 581 Consequence Evaluation family with a default value of 1.</p>	US571815														
<p>You can now generate RBI 581 Recommendations for Heat Exchanger-Channel components. To facilitate this enhancement, the following queries have been modified:</p> <ul data-bbox="264 1688 1101 1829" style="list-style-type: none"> <li>• Public\Meridium\Modules\Risk Based Inspection - 581\Queries\Component Type filter query</li> <li>• Public\Meridium\Modules\Risk Based Inspection - 581\Queries\Component Type filter for Ext and Thin</li> </ul>	US571467														

Description	Tracking ID
Only effective Inspections will now be considered for RBI 581 Degradation Mechanism Evaluations. To facilitate this enhancement, Inspections with Ineffective confidence will not be considered when setting the Last Known Inspection Date field for RBI 581 Degradation Mechanism Evaluations.	US569635
To enhance usability, you can now determine Susceptibility Type of a Component from Inspection History. To facilitate this enhancement, a new field, <b>Cracking Detected?</b> , has been added to the Inspection Confidence Evaluation family. You can access this field from the <b>Inspection Confidence</b> section of an Inspection. When Inspections are linked to RBI 581 Cracking Damage Evaluation or RBI 581 External Cracking Damage Evaluation, if <b>Cracking Detected?</b> , is selected for any of the linked Inspections, the Susceptibility Type will be set to Detected.	US569500
To enhance usability, you can now inactivate an RBI Component linked to an Inventory Group, which will in turn be removed from the Inventory Group.	DE204733
To ensure that updated calculation inputs are considered, if the Use Calculated Inventory field is true on RBI 581 Consequence Evaluations, then the Inventory Group Mass and Inventory Component Mass fields will be populated when calculating the related RBI 581 Risk Analysis. To facilitate this enhancement, now, Inventory Group Mass and Inventory Component Mass fields will not get updated before calculating the analysis.	DE156510

**Table 229: Obsolete Features**

The following features are no longer available.

Description	Tracking ID
<p>The Risk Based Inspection 581 Calculation Engine no longer uses the following policies. These policies have been removed from APM:</p> <ul style="list-style-type: none"> <li>• RBI 581 885 Embrittlement Sigma Damage Factor</li> <li>• RBI 581 Brittle Fracture Damage Evaluation</li> <li>• RBI 581 Calculate Environmental Severity HIC-H2S</li> <li>• RBI 581 CLSCC Damage Factor</li> <li>• RBI 581 COF AST Bottom Common</li> <li>• RBI 581 COF AST Bottom Financial Consequence</li> <li>• RBI 581 COF AST Shell Common</li> <li>• RBI 581 COF AST Shell Environmental Cost</li> <li>• RBI 581 COF Common</li> <li>• RBI 581 COF Flammable</li> <li>• RBI 581 COF NTNF</li> <li>• RBI 581 COF Toxic</li> <li>• RBI 581 CUI Damage Factor</li> <li>• RBI 581 Damage Factor - AST Bottom Thinning</li> <li>• RBI 581 Damage Factor – Lining</li> <li>• RBI 581 Damage Factor – Thinning</li> <li>• RBI 581 External Corrosion Damage Factor</li> <li>• RBI 581 Financial Consequence Evaluation</li> <li>• RBI 581 HTHA Damage Factor</li> <li>• RBI 581 Low Alloy Steel Embitterment DF</li> <li>• RBI 581 Mechanical Fatigue Pipe Damage Evaluation</li> <li>• RBI 581 Stress Corrosion Cracking</li> </ul>	US600950

**RBI 580**

**Table 230: Enhancements and New Features**

The following enhancements and new features have been added.

Description	Tracking ID
You can now export RBI Criticality Analyses with Degradation Mechanism Evaluations and Consequence Evaluations configured through the RBI Application Settings, Flexible Calculation Configurations. To facilitate this enhancement, the <b>DME_Custom</b> sheet will now be included in the export.	US593817
To enhance usability, PRD Pop Test Checklist now supports multiple Degradation Mechanisms. To facilitate this enhancement, Inspection Confidence Evaluations has been enabled for PRD Pop Test Checklist and can be accessed from the <b>Inspection Confidence</b> section of the Inspection. In addition, the PRD Pop Test Checklist datasheet has been updated and the following fields have been removed from the datasheet: <ul style="list-style-type: none"> <li>• Degradation Mechanism</li> <li>• Type of Inspection</li> <li>• Extent</li> <li>• Scope</li> </ul>	<ul style="list-style-type: none"> <li>• US590794</li> <li>• US569502</li> </ul>
You can now configure the Criticality Consequence Evaluation calculation to use a Leak Size based on the related Degradation Mechanism Evaluations instead of the Equipment type. To facilitate this enhancement, a new RBI Global Preference, <b>Enable Leak Size Based on Degradation Mechanism</b> , has been added. If you select this check box, you must add the Degradation Mechanism Leak Size records for each Degradation Mechanism in their system. Otherwise, by default, the minimum value of the diameter and 16 inches is considered.	US578984

**Table 231: Resolved Issues**

The following issues, which existed in one or more previous versions, have been resolved.

Description	Tracking ID
Previously, if you activated the Risk Based Inspection license (which is used for RBI 580) without activating the RBI 581 license, you could not create or modify an alternative Inspection Plan for an RBI Asset. This issue has been resolved.	DE204541
Previously, when you archived an Inspection Group, the related recommendations, which were in the Archived state, still appeared in the <b>Inspection Plan</b> workspace of the Asset. This issue has been resolved.	DE156817
Previously, in an Inspection Group, the Current Percentage Selection was incorrectly displayed as 100 percent if both the following conditions were satisfied: <ul style="list-style-type: none"> <li>• The Risk Category was Low.</li> <li>• The Corrosion Type was Corrosion Under Insulation.</li> </ul> This issue has been resolved. Now, the Current Percentage Selection is displayed as 0 percent.	DE146359

## Root Cause Analysis

This topic provides a list of product changes released for this module in this version.

**Table 232: Enhancements and New Features**

The following enhancements and new features have been added.

Description	Tracking ID
The Analysis Type field is now set based on a system code table even for a non-English language user.	US587086
You can now assign a team as the team members to an RCA.	US585145
To enhance functionality, users with the ProAct Admin and Superuser roles can now change and update the Principal Analyst role for visible analyses. Superuser can also change the Principal Analyst for restricted analyses as well.	US585078
To enhance usability, the associated Analysis of the failure nodes imported from RCM, FMEA, RCA, or Hypotheses from RCA are now displayed.	US549169
The Zoom settings on the Logic Tree and the Event Diagram remain unchanged now even when you navigate to a different page.	US541410
To enhance usability, the <b>Event Timeline</b> tab now appears above the <b>Logic Tree</b> tab in the left pane.	US390864

**Table 233: Resolved Issues**

The following issues, which existed in one or more previous versions, have been resolved.

Description	Tracking ID
Previously, in print preview of the Preserve record report, the date overlapped the Parts description. This issue has been resolved.	DE206584
Previously, in an RCA Recommendation, when the Target Completion Date was in the past, an incorrect error message appeared. This issue has been resolved.	DE205692
Previously, when a user configured with a non-English culture setting tried to modify the team members list in an analysis, the Roles were not translated in the edit view. However, in display view, they were translated as expected. This issue has been resolved.	DE205033
Previously, when navigating away from the <b>Communicate Findings</b> tab in a Root Cause Analysis, the <b>Send</b> button was still visible in other tabs. This issue has been resolved.	DE200447
Previously, the query, Get Image Reference Documents Query, failed in an Oracle database. This issue has been resolved.	DE200370
Previously, when adding images to reference documents attached in an RCA analysis, the formatting was incorrect. This issue has been resolved.	DE195967

## Rounds Data Collection

This topic provides a list of product changes released for this module in this version.

**Table 234: Resolved Issues**

The following issues, which existed in one or more previous versions, have been resolved.

Description	Tracking ID
Previously, while taking Readings for a Route from the browser with the filter option selected to show the Incomplete checkpoints only, the readings were not saved. This issue has been resolved. Now, irrespective of the filter option selected, all readings are saved.	DE206740

## Rounds Designer

This topic provides a list of product changes released for this module in this version.

### Table 235: Resolved Issues

The following issues, which existed in one or more previous versions, have been resolved.

Description	Tracking ID
Previously, when you tried to Schedule a route or a Measurement Location on particular days of a month, an error message appeared, indicating that you could not convert a string to an integer. This issue has been resolved. Now, you can schedule a route or a Measurement Location on any day.	DE206885
Previously, while taking Readings for a Route from the browser with the filter option selected to show the Incomplete checkpoints only, the readings were not saved. This issue has been resolved. Now, irrespective of the filter option selected, all readings are saved.	DE206740

## Rounds Pro

This topic provides a list of product changes released for this module in this version.

### Table 236: Enhancements and New Features

The following enhancements and new features have been added.

Description	Tracking ID
To provide an enhanced data collection experience, barcode scanning is now available in Rounds Pro.	US579271

### Table 237: Resolved Issues

The following issues, which existed in one or more previous versions, have been resolved.

Description	Tracking ID
Previously, the following fields were erroneously displayed: <ul style="list-style-type: none"><li>• <b>Required Steps</b> field in the <b>Open Instances</b> and <b>Instance History</b> sections in Rounds Pro Manager.</li><li>• <b>Instance status</b> in the <b>Open Instances</b> section in Rounds Pro Manager.</li></ul> This issue has been resolved. The unimplemented fields have been removed.	US574787
Previously, while generating Health Indicators, the following message appeared, stating that Reading were tracked as history-only Health Indicators. This issue has been resolved. The message no longer appears.	US561507
Previously, when you assigned users to an existing Route, all the users were not populated. This issue has been resolved.	DE201326



## Rounds Pro Mobile

This topic provides a list of product changes released for this module in this version.

### Table 238: Enhancements and New Features

The following enhancements and new features have been added.

Description	Tracking ID
You cannot delete a Recommendation that is checked in (indicated by a headline in the Recommendation). The Delete button is disabled in such scenarios.	US582763
To improve usability, Round Pro mobile app now supports the following User Culture settings: <ul style="list-style-type: none"><li>Numeric Values: You can now enter numeric values with decimal point (period or comma) as per the user's culture.</li><li>Date Values: Date values are now displayed as per user's culture, in the format dd/mm/yyyy or mm/dd/yyyy format.</li></ul>	US579662
To prevent accidental deletion of Recommendations, now, a deletion confirmation message appears when you select the <b>Delete Recommendation</b> button for both Standalone and Normal Recommendations. Only after you select <b>Yes</b> , the recommendation is deleted.	US577382

### Table 239: Resolved Issues

The following issues, which existed in one or more previous versions, have been resolved.

Description	Tracking ID
Previously, the last reading value for conditional steps was not displayed in the Rounds Pro mobile app after the route has been checked in. This issue has been resolved.	DE204047
Previously, after checking out a Route, if you went offline and then online, your login instance was not retained, and the Route was indicated as checked out by a different user. This issue has been resolved.	DE203543
Previously, after checking in and opening a route, if you attempted to add text in the Search box to filter a step, the search text was not visible. This issue has been resolved.	DE201590

## Rules

This topic provides a list of product changes released for this module in this version.

### Table 240: Resolved Issues

The following issues, which existed in one or more previous versions, have been resolved.

Description	Tracking ID
Previously, when you attempted to compile rules in Visual Studio, a large number of warning messages were displayed that were not applicable. This issue has been resolved. Now, the number of warning messages have now been reduced. The remaining warnings messages are due to Visual Studio adding references that are not used by GE Digital APM.	DE199368

## Search

This topic provides a list of product changes released for this module in this version.

### Table 241: Resolved Issues

The following issues, which existed in one or more previous versions, have been resolved.

Description	Tracking ID
Previously, if you closed an advanced search tab, an error occurred. This issue has been resolved.	DE204288

## Security Manager

This topic provides a list of product changes released for this module in this version.

### Table 242: Resolved Issues

The following issues, which existed in one or more previous versions, have been resolved.

Description	Tracking ID
Previously, when you specified the Max Password Age LDAP attribute in the Active Directory as 0, and then changed your AD password and executed LDAP sync, you could not login to APM. This issue has been resolved.	US592798

## Single Sign-On

This topic provides a list of product changes released for this module in this version.

### Table 243: Enhancements and New Features

The following enhancements and new features have been added.

Description	Tracking ID
To enhance security, if SSO is enabled and Single Logout is configured, when you log out of the APM mobile application, you are logged out of the third-party identity provider (IDP) application as well. Therefore, when you attempt to access the APM mobile application the next time, you are first redirected to the IDP login page where you must enter your SSO credentials again to log in.	US573509

### Table 244: Known Issues and Limitations

The following known issues and limitations exist.

Description	Tracking ID
If you attempt to log in to the APM mobile application using SSO on a Windows device, an error occurs. As an LDAP user, you can login to the APM mobile application without using SSO. To do so, enter your LDAP username and password in the login page, and then select <b>Login</b> . To log in again, you must re-enter the credentials.	US604143

## SIS Management

This topic provides a list of product changes released for this module in this version.

**Table 245: Enhancements and New Features**

The following enhancements and new features have been added.

Description	Tracking ID
<p>To support the latest updates on Exida Libraries, APM now implements the following libraries and calculation engine:</p> <ul style="list-style-type: none"> <li>• SERH (exSILentia v3 library) version 2023.Q3.01.</li> <li>• SERHx (exSILentia v4 library) version 2023.Q3.01.</li> <li>• ExSILentia Calculation Engine v4 version v4.13.1. As part of this, the following features are supported:               <ul style="list-style-type: none"> <li>◦ Including SSI in failure rate selection</li> <li>◦ Support for Batch Operation in calculation</li> <li>◦ Overriding Equipment Data, Leak Test, and At Operating Conditions for Proof Test Coverage calculation.</li> <li>◦ Importing an .exp file that includes all the new features</li> </ul> </li> </ul>	F70314
<p>The validation function has been enhanced to include all fields suffixed with an asterisk (*) in the following datasheets, even if any of the field receives a default value for calculation:</p> <ul style="list-style-type: none"> <li>• Protective Instrument Loop</li> <li>• Protective Instrument Loop System</li> <li>• Protective Instrument Loop Group</li> <li>• Protective Instrument Loop Logic Solver</li> </ul>	US599913
<p>When you copy an Instrumented Function, the associated Instrumented Data of all the selected records are also copied. To facilitate this enhancement, a new window <b>Select the record(s) to Copy</b> now appears, enabling you to select from the related families and records that you want to copy.</p>	US591608
<p>To enhance usability, you can now identify and search devices marked as Proven In Use in the sensor, logic server, and final elements. To facilitate this enhancement, the search pop-ups have been converted to standard result grids. A new column, <b>Proven In Use</b> has been added to the result grid to filter out the devices that you have marked as Proven In Use.</p>	US585384
<p>To enhance usability, you can now import Protective Instrument Loops with a maximum of 10 groups from Exida.</p>	US582865
<p>To enhance usability, you can now view the Risk Reduction Factor and SIL required in the <b>Loop Diagram and Calculation</b> page and Datasheet. To facilitate this enhancement, the Required Risk Reduction Factor field is added in the Protective Instrument Loop datasheet. Also, the SIL-Required and Required Risk Reduction Factor fields are added to the <b>Loop Diagram and Calculation</b> page.</p>	US577194
<p>To enhance usability, you can now upgrade Protective Instrument Loops in bulk from exSILentia V3 to V4. The Protective Instrument Loops will then use the exSILentia V4 calculation engine. To facilitate this enhancement, a button named <b>Upgrade All to V4</b> is now available in the <b>SIS Admin Preferences</b> page.</p>	US476806

**Table 246: Resolved Issues**

The following issues, which existed in one or more previous versions, have been resolved.

Description	Tracking ID
Previously, in the Protective Instrument Loop datasheet, the drop-down picklist of the <b>Test Architecture Constraints</b> field, had duplicate values. This issue is now resolved.	DE205310
Previously, in a Protective Instrument Loop Sensor Group or a Protective Instrument Loop Final Element Group with multiple Sensors or Final Elements respectively, if you removed the Sensors or Final Elements such that only one of them remained, the calculation of the Protective Instrument Loop failed. This issue occurred only if you selected the <b>Diverse</b> check box. This issue has been resolved.	DE204116
Previously, when you imported an ExSILentia V3 (.exi) file, Unit ID value for the Safety Instrumented Function was not populated. This issue has been resolved.	DE204029
Previously, in a Protective Instrument Loop Sensor, the Analog Trip field contained 0 as one of the options. This issue has been resolved. Now, the value appears as None.	DE203996
Previously, in a Protective Instrument Loop report, the Proof Test Interval (PTI) value for a Sensor System and Final Element System appeared as N/A. This issue has been resolved.	DE203437
Previously, if a custom device was added to the Protective Instrument Loop Sensor, the Analog Trip field was not editable in the Protective Instrument Loop Sensor datasheet. This issue has been resolved.	DE203085
Previously, when you attempted to access a Protective Instrument Loop Final Element record using global search, an error occurred. This issue has been resolved.	DE200353
Previously, if the Calculated SIL Level for a LOPA was 0, and if you used the LOPA to create a SIL Assessment, the Risk Reduction Factor, Probability of Failure, and Availability Target fields contained incorrect values. This issue has been resolved.	DE199411
Previously, the Proof Test Tasks that were linked to a Functional Location did not appear in the <b>SIS Management Overview</b> page. This issue has been resolved.	DE196005

## State Management

This topic provides a list of product changes released for this module in this version.

**Table 247: Resolved Issues**

The following issues, which existed in one or more previous versions, have been resolved.

Description	Tracking ID
Previously, the state assignment history displayed dates in the Coordinated Universal Time (UTC). This issue has been resolved. Now, the state assignment history displays dates in the time zone specified for your APM user account.	DE206032

## Teams

This topic provides a list of product changes released for this module in this version.

**Table 248: Resolved Issues**

The following issues, which existed in one or more previous versions, have been resolved.

Description	Tracking ID
Previously, if your APM system used an Oracle database, when you searched for a user to add to a team, the search results did not contain all the matching users. This issue has been resolved.	DE205912
Previously, when you modified a Team, the description of the Team Role of the team members is stored in the database instead of storing the system codes. As a result, if the language set in APM was other than English, the Team Role was not translated. This issue has been resolved.  <b>Note:</b> When your APM database is upgraded to the latest version, the existing Teams data is modified to store the Team Role system codes.	DE205861

## Thickness Monitoring

This topic provides a list of product changes released for this module in this version.

**Table 249: Enhancements and New Features**

The following enhancements and new features have been added.

Description	Tracking ID
To enhance the usability of the <b>TM Quick View</b> page, the following enhancements have been made in the TM Quick View table: <ul style="list-style-type: none"> <li>The <b>TML ID</b> and <b>TML Asset ID</b> columns have been frozen for Non-Piping Assets.</li> <li>The <b>Position</b> and <b>Band</b> columns have been frozen for Piping Assets.</li> <li>The <b>Print</b> icon has been added for Export the Table data in PDF option.</li> <li>The Export All Data icon has been added for the Export the Table data in Excel.</li> <li>Advance column chooser has been added for TM Quick View table. You can freeze, sort table, and save columns preferences using advance column chooser. Column Preferences set on these result grids are saved as a user preference.</li> </ul>	<ul style="list-style-type: none"> <li>US591871</li> <li>US581552</li> </ul>
To enhance usability, the Last Measurement Date and Last Measurement Value fields in the Thickness Measurement Location's Corrosion Analysis record will now be populated upon calculation even if there is only one measurement against a Thickness Measurement Location. Previously, the fields were not populated until there were at least two measurements associated.	US586832
You can now load both Equipment and Functional Location data in a single Excel file using the Thickness Monitoring (TM) Equipment or Thickness Monitoring (TM) Piping Equipment data loader. To facilitate this functionality, the ASSET_FAMILY_ID column can be added to the Assets worksheet. This column should have the Family ID of the Equipment or Functional Location. If the column is not added or contains null values, APM will consider the data loader as Equipment.	US579346

Description	Tracking ID
<p>To enhance the usability of the <b>Measurement Data Entry</b> page, the following changes have been made in the Measurement Data Entry table:</p> <ul style="list-style-type: none"> <li>You can sort the data in the table by column.</li> <li>The <b>TML Asset ID</b> and <b>TML ID</b> columns have been frozen for Non-Piping Assets.</li> <li>The <b>Component ID, Piping Band ID,</b> and the <b>Position and TML ID</b> columns have been frozen for Piping Assets.</li> <li>You can enter the Measurement Taken Date manually.</li> <li>You can move from the current reading row to the next reading row by pressing the Enter key.</li> <li>The width of the <b>Measurement Comment</b> column has been increased.</li> </ul>	<ul style="list-style-type: none"> <li>US578286</li> <li>US571129</li> <li>US569837</li> <li>US569830</li> <li>US569825</li> </ul>
<p>You can now export Thickness Measurement Data into an Excel spreadsheet from either of the following pages:</p> <ul style="list-style-type: none"> <li><b>Thickness Monitoring Overview</b></li> <li><b>Thickness Monitoring view for an Asset</b></li> </ul> <p>You can export both piping and non-piping assets. The exported file will be in the Thickness Monitoring (TM) Data Loader template format for an Equipment or Functional Location, depending on the asset you select. After you export the data, you can modify it, and re-import it into APM, thus allowing you to modify the data in bulk easily.</p> <p>When exporting, you get an option whether to export Measurements or not. If you select not to export Measurements, the Measurement workbook will contain all the look up fields without the Measurement data.</p>	US576946
<p>You can now delete Asset Corrosion Analysis and the Corrosion Analysis Settings records.</p> <p><b>Note:</b> Delete option will be enabled only if the Asset does not have any associated TML groups or TMLs.</p>	US571125
<p>To improve usability, the TM Analysis Output page now displays the first three available TML IDs in the Based On column for Controlling Corrosion Rate, Scheduled Next Inspection, and Projected T-Min Date. The View All option will still be available when there are more than three TMLs associated with the value.</p>	US569835
<p>To enhance the usability of the Thickness Measurement Location table in Non-piping Asset workflow, the following changes have been made in the Thickness Measurement Location table:</p> <ul style="list-style-type: none"> <li>First two columns are frozen</li> <li>You can reorder the first two fixed columns</li> </ul>	US569829
<p>To enhance usability of the Olympus 38DL Plus Ultrasonic Thickness Gage datalogger device, support for importing measurements into Thickness Monitoring taken on a device with thru coat mode enabled has been added. The following changes have been incorporated to support the different file modes:</p> <ul style="list-style-type: none"> <li>File Mode Options have been added in datalogger settings</li> <li>Thickness and Thru-Coat file modes are now available</li> </ul> <p><b>Note:</b> When attempting to capture measurements on the device with thru coat mode enabled, the datalogger file must first be sent from APM with the File Mode Options set to Thru-Coat.</p>	US560327

**Table 250: Resolved Issues**

The following issues, which existed in one or more previous versions, have been resolved.

Description	Tracking ID
Previously, you were unable to relocate a Thickness Measurement Location to an Asset if the Asset had child TML Groups. This issue has been resolved.	US590957
Previously, when calculating the Statistical Corrosion Rate, the corrosion rates for TMLs with negative corrosion rates were used for the calculation. This issue has been resolved. Now, for TMLs with negative corrosion rates, the values are substituted with zero for the purpose of calculation.	US569838
Previously, if you modified the Corrosion Analysis Settings of an Asset, some of the settings were not cascaded to the TMLs that were directly linked to the Asset. This issue has been resolved.	DE206155
Previously, if you tried to spread the Corrosion Analysis settings from an Asset to a TML Group or a TML, the default Inspection Interval was not updated in the Corrosion Analysis settings. This issue occurred only if the TML Group on the Asset did not contain TMLs. This issue has been resolved.	DE206151
Previously, if you modified any settings under the Asset Corrosion Rate section of the <b>Corrosion Analysis Settings</b> page for an asset and chose not to spread those changes to any related TML Groups or TMLs, then the subsequent value was not updated correctly for the Controlling Corrosion Rate on the asset's Corrosion Analysis. This issue has been resolved.	DE205158
Previously, for a Thickness Measurement marked as Nominal with the same Measurement Taken Date as the first actual measurement, when the second actual measurement was added, the nominal measurement was not inactivated. This issue has been resolved.	DE205109
Previously, in the Global Preferences workspace, when the <b>Correct Measurements Based on Growth</b> check box is enabled, the Nominal Measurement was considered for correcting measurement based on growth.	DE205107
Previously, when you configured <b>Use Minimum Measurement Interval for corrosion Rates</b> , the field values for <b>Near Measurement date</b> and <b>Near Measurement</b> were not updated correctly. This issue has been resolved.	DE204918
Previously, when you accessed the <b>Bulk Edit TMLs</b> window, your datasheet preference for the Thickness Monitoring Location family was overwritten to use the TML Bulk Edit datasheet. This issue has been resolved. Now, your datasheet preference for the Thickness Monitoring Location family is changed only when you select a different datasheet in the <b>TML Details</b> section in Thickness Monitoring, or in Record Manager.	DE204529
Previously, Undo Last Movement in Piping Rotations did not pick up the latest pipe movement if more than one movement was done on the same day. This issue has been resolved.	DE203231
Previously, when viewing the TMLs tab of an asset in Thickness Monitoring, the column <b>Remaining Life</b> was displayed. The name of the column created a confusion, as the value displayed in this column showed the amount of remaining life as calculated from today rather than the value stored in the Remaining Life field, as the name of the column indicated. To remove the confusion, this column has been renamed <b>Remaining Life From Today</b> .	DE200905
Previously, if all Thickness Measurement Locations on an asset were inactive, the Next Date field in the Thickness Monitoring Task family was not set to null. This issue has been resolved.	DE198004
Previously, calculation of large number of assets in Thickness Monitoring failed. This issue has been resolved. Performance improvements have been incorporated for bulk calculations.	DE194891
Previously, in the <b>Analysis Overview</b> page, when you navigated back using the <b>Back</b> button in the left navigation pane, the data in the center pane was not updated. This issue has been resolved.	DE157422