



GE POWER INDIA LIMITED

Earnings presentation FY2020-21

June 23, 2021

Confidential. Not to be copied, reproduced, or distributed without prior approval.

CAUTION CONCERNING FORWARD-LOOKING STATEMENTS:

This document contains "forward-looking statements" – that is, statements related to future events that by their nature address matters that are, to different degrees, uncertain. For details on the uncertainties that may cause our actual future results to be materially different than those expressed in our forward-looking statements, see <http://www.ge.com/investor-relations/disclaimer-caution-concerning-forwardlooking-statements> as well as our annual reports. We do not undertake to update our forward-looking statements. This document also includes certain forward-looking projected financial information that is based on current estimates and forecasts. Actual results could differ materially.

NON-GAAP FINANCIAL MEASURES (If applicable):

In this document, we sometimes use information derived from consolidated financial data but not presented in our financial statements prepared in accordance with U.S. generally accepted accounting principles (GAAP). Certain of these data are considered "non-GAAP financial measures" under the U.S. Securities and Exchange Commission rules. These non-GAAP financial measures supplement our GAAP disclosures and should not be considered an alternative to the GAAP measure. The reasons we use these non-GAAP financial measures and the reconciliations to their most directly comparable GAAP financial measures are posted to the investor relations section of our website at www.ge.com. [We use non-GAAP financial measures including the following:

- Operating earnings and EPS, which is earnings from continuing operations excluding non-service-related pension costs of our principal pension plans.
- GE Industrial operating & Verticals earnings and EPS, which is operating earnings of our industrial businesses and the GE Capital businesses that we expect to retain.
- GE Industrial & Verticals revenues, which is revenue of our industrial businesses and the GE Capital businesses that we expect to retain.
- Industrial segment organic revenue, which is the sum of revenue from all of our industrial segments less the effects of acquisitions/dispositions and currency exchange.
- Industrial segment organic operating profit, which is the sum of segment profit from all of our industrial segments less the effects of acquisitions/dispositions and currency exchange.
- Industrial cash flows from operating activities (Industrial CFOA), which is GE's cash flow from operating activities excluding dividends received from GE Capital.
- Capital ending net investment (ENI), excluding liquidity, which is a measure we use to measure the size of our Capital segment.
- GE Capital Tier 1 Common ratio estimate is a ratio of equity

Agenda

- Executive summary
- Safety update
- Key highlights
- Financials
- Q & A



Executive Summary FY 2020-21



Safety update

wellbeing initiatives for employees, contractors and community



Business update

rebalancing the business portfolio mix



Key highlights

won significant orders, executed Customer milestones



Financials



Safety update FY 2020-21

Safety mission- 'Protect our people, and the environment, through strong culture & systems'

50th National safety week celebrated at various sites in India



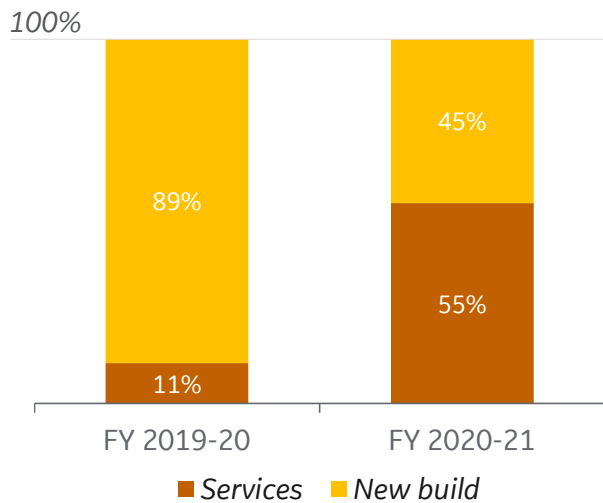
12 Customer awards & recognition on safety practices



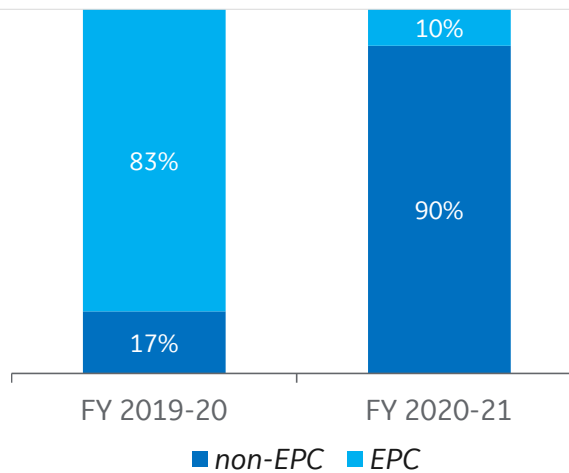
Business update

Change in order mix composition

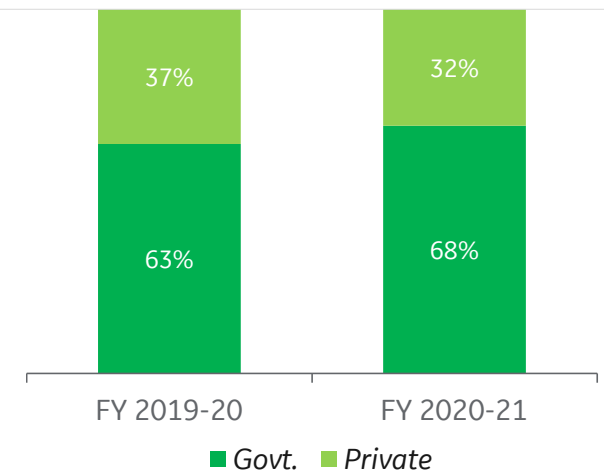
New build vs Services



EPC vs non-EPC



Govt. vs Private



% Orders mix scaled to 100% - derived from the absolute orders value of the respective financial year

Key highlights- Project execution



Successful repair 210MW BHEL Gen. rotor at Khaperkheda



Rotor repair two 10.5 MW TDBFP rotors + 3rd stage blade supply - Adani Power- Mundra plant



Highest ever concrete across various FGD projects



Excitation system upgrade NHPC Chamera-II (3X100MW)



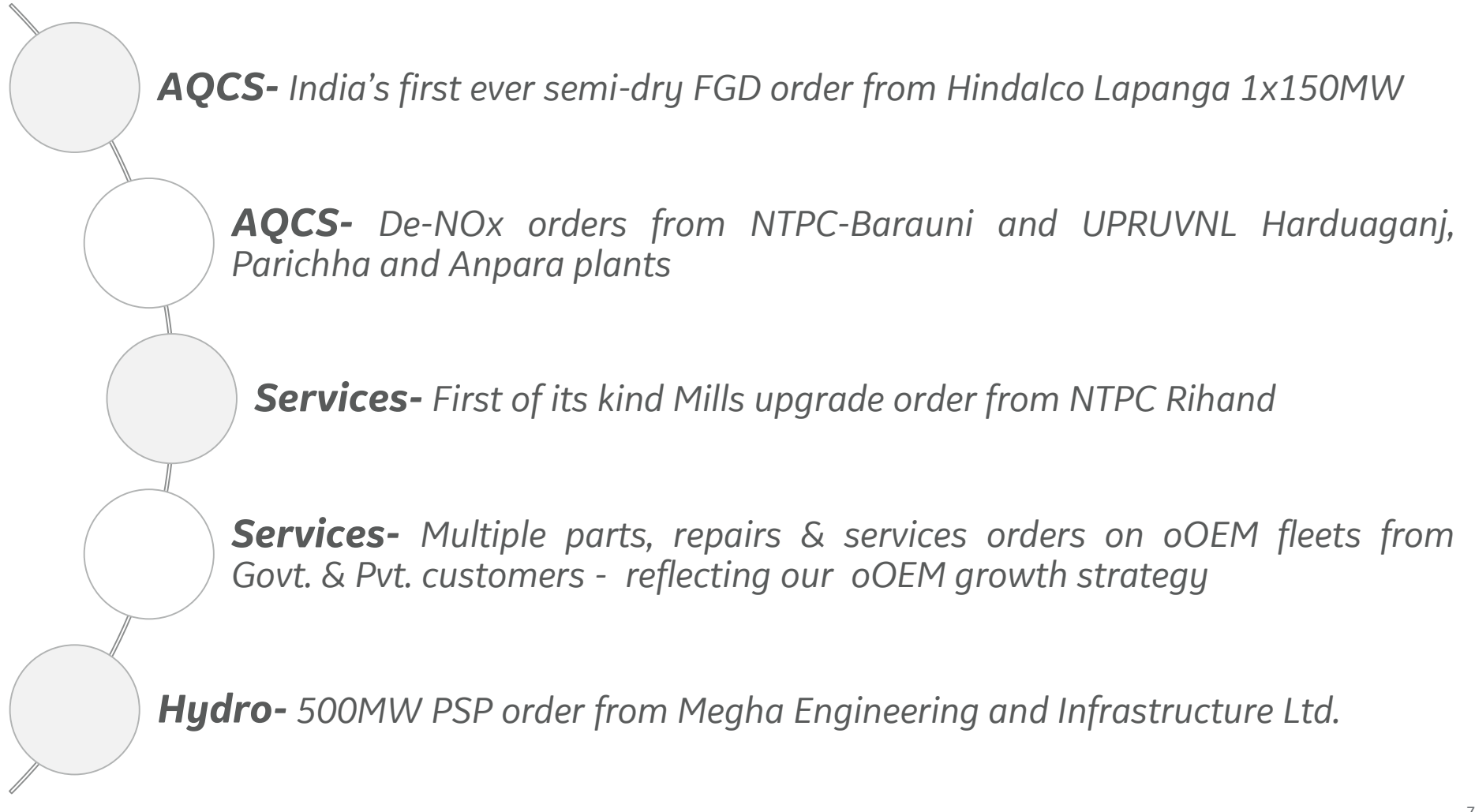
Resolving fly ash erosion problem Unit#2 Adani Chinese OEM



10,000 MT of pressure parts for various BHEL projects from Durgapur



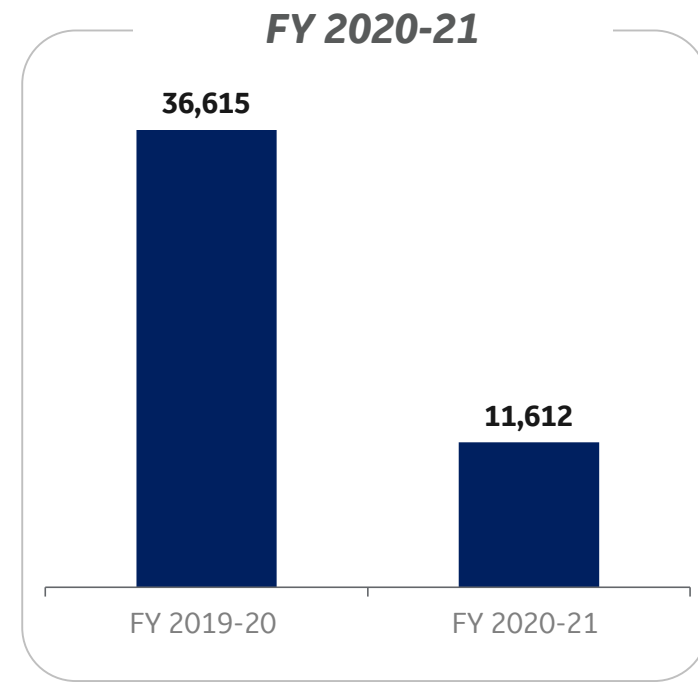
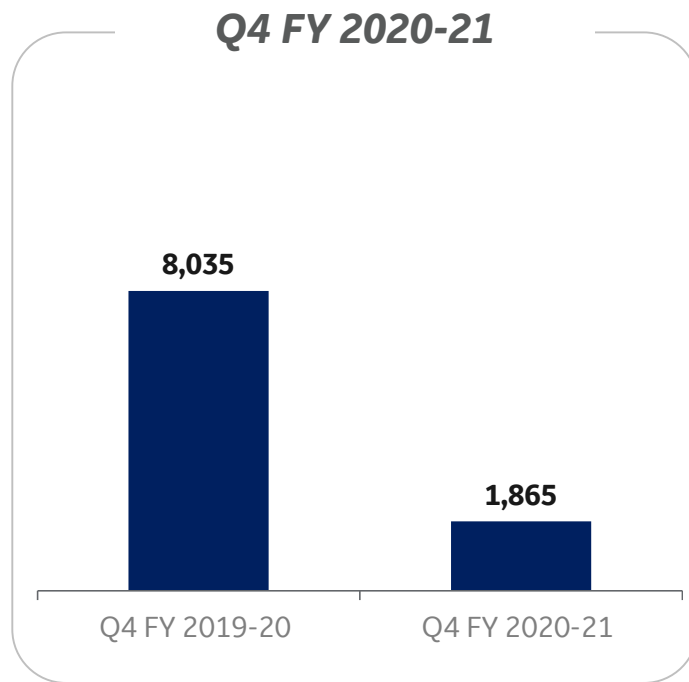
Key highlights - Orders won



Financials FY 2020-21

Orders FY 2020-21

₹ Million

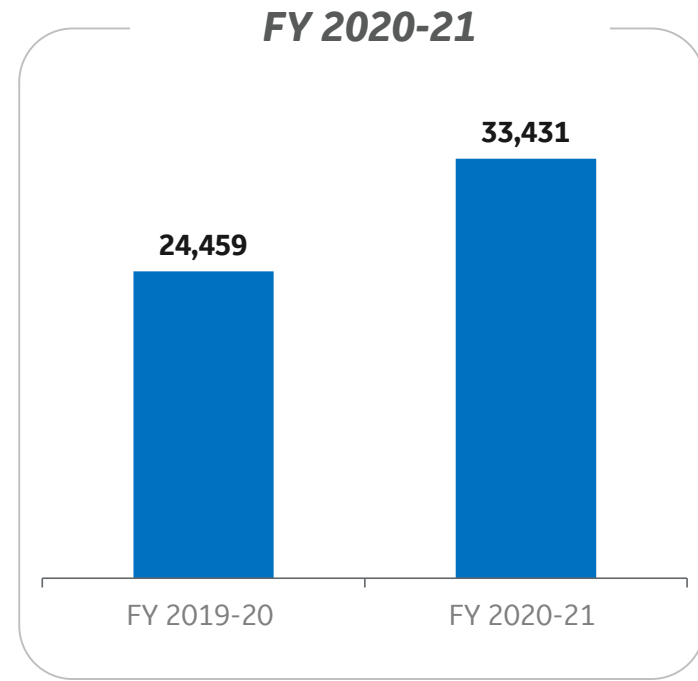
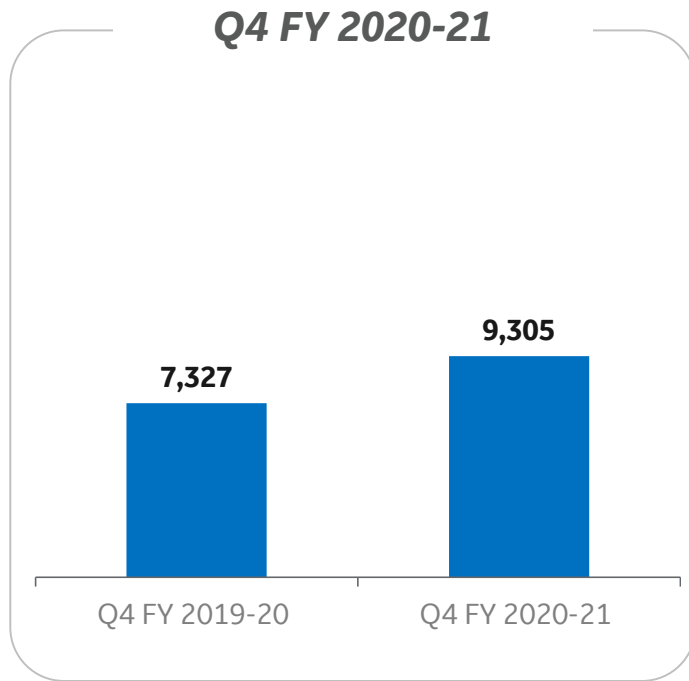


Orders shortfall due to COVID, imports regulations and slow customer decisions



Revenues FY 2020-21

₹ Million

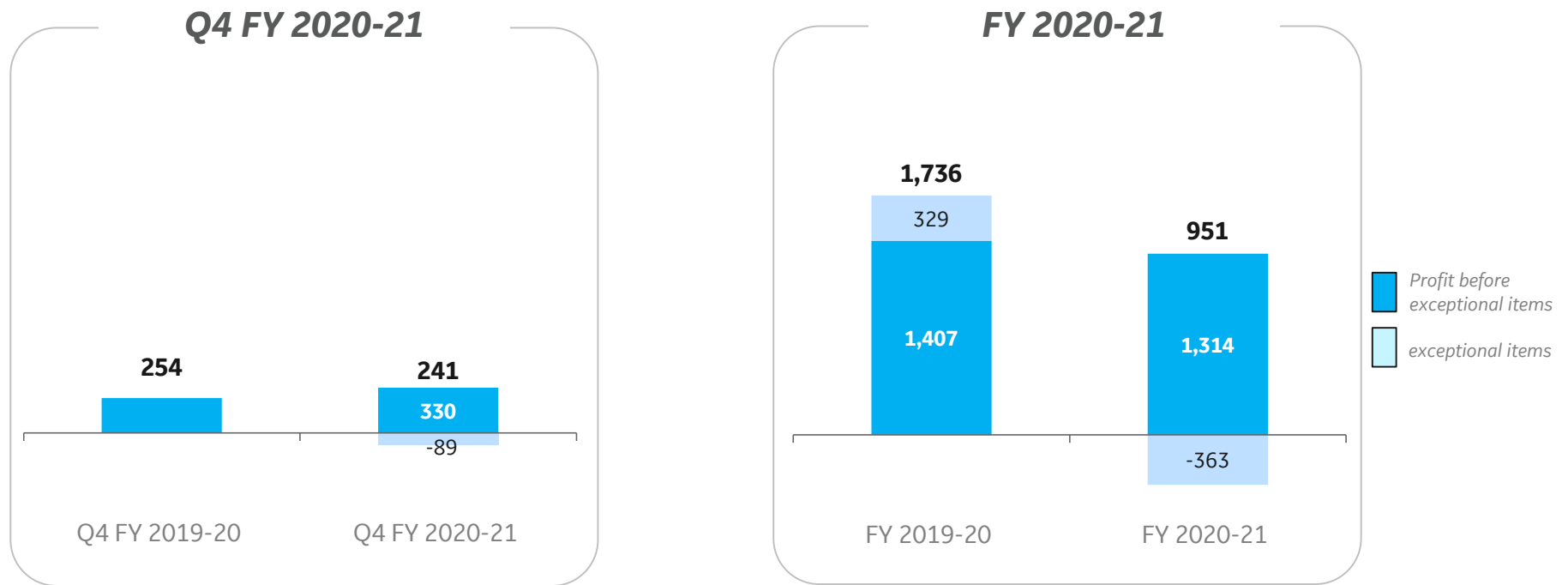


Strong backlog execution
Order backlog ₹ 54,107 million ending Q4 FY 21



Profit before tax FY 2020-21

₹ Million



**Profit impacted by COVID, change in business mix and exceptional items
FY 21 exceptional items includes restructuring cost ₹ 363 million**





Q & A