



GE T&D India Limited

L31102DL1957PLC193993

T-5 & T-6, Plot I-14, Axis House,
Jaypee Wishtown, sector-128,
Noida-201304, Uttar Pradesh

T +91 120 5021500

F +91 120 5021501

<https://www.ge.com/in/ge-td-india-limited>

May 23, 2022

The Secretary
BSE Limited
Phiroze Jeejeebhoy Towers
Dalal Street
MUMBAI 400 001

The Manager
Listing Department
National Stock Exchange of India Ltd
Exchange Plaza, Bandra Kurla
Complex, Bandra (East)
MUMBAI 400 051

Code No. 522275

Symbol: GET&D

Dear Sir,

Sub: **Analyst Presentation**

Further to our letter dated May 20, 2022, enclosed please find a copy of the analyst presentation in respect of earnings conference call with analysts/ institutional investors.

You are requested to take note of the same.

Thanking you,

Yours faithfully,

For GE T&D India Limited

Manoj Prasad Singh
Company Secretary

Encl: A/a



GE T&D India Limited

ACCELERATING INDIA'S ENERGY TRANSITION

Analyst Presentation
Q4 & Financial Year 2021-22



DISCLAIMER

This presentation has been prepared solely for the use at analyst/ investor presentation. By attending the meeting where this presentation is made, or by reading the presentation slides, you agree to be bound by the following limitations-

- The forward-looking information and statements can generally be identified by the fact that they do not relate only to historical or current facts. Forward-looking statements sometimes use terminology such as “targets”, “believes”, “expects”, “aims”, “assumes”, “intends”, “plans”, “seeks”, “will”, “may”, “anticipates”, “would”, “could”, “continues”, “estimate”, “milestone” or other words of similar meaning and similar expressions or the negatives thereof. GE T&D India Limited cannot give assurance to the correctness of such information and statements.
- By their nature, forward-looking information and statements involve known and unknown risks, uncertainties and other important factors that could cause the actual results, performance or achievements of the Company to differ materially from any future results, performance or achievements that may be expressed or implied by the forward-looking information and statements in this presentation. Should one or more of these risks or uncertainties materialize, or should any underlying assumptions prove to be incorrect, the Company's actual financial condition or results of operations could differ materially from that or those described herein as anticipated, believed, estimated or expected
- Given the aforementioned uncertainties, prospective or present investors are cautioned not to place undue reliance on any of these forward-looking statements
- No part of this presentation, nor the fact of its distribution, should form the basis of, or be relied on in connection with, any contract or commitment or investments decision whatsoever. Investor/prospective advisors must be sought on specific situation from well-informed legal, investment, tax, financial, and management professionals
- This presentation and its contents are confidential and must not be distributed, published or reproduced. This presentation does not constitute a recommendation regarding the securities of the Company.



Executive Summary



- Q4 FY 21-22 Orders booking at 5.5 BINR vs 6.1 BINR in Q4 FY 20-21, down 10% yoy.

FY 21-22 Orders booking at 21.7 BINR vs 22.9 BINR in FY 21-22, down 5% yoy

- Q4 FY 21-22 Sales at 6.6 BINR vs 9.0 BINR in Q4 FY 20-21, down 27% yoy.

FY 21-22 Sales at 30.7 BINR vs 34.5 BINR in FY 20-21, down 11% yoy

- Q4 FY 21-22 Loss After Tax at 225 MINR vs Profit After Tax of 161 MINR in Q4 FY 20-21.

FY 21-22 Loss After Tax at 496 MINR vs Profit After Tax of 603 MINR in FY 20-21

- Order back log of ₹ 37.2 Billion

- Net debt decreased by 801 MINR in FY 21-22



Creating the Grid of Future | Key Commissioning




HPPTCL, Hatkoti, HP –
Commissioning of 220 kv 7 GIS
bays



WBSETCL Manbazar
Full Commissioning of 132kv 6 GIS bays ,
33kv 15 GIS bays and 2x31.5MVA
transformer Substation




GETCO Shapar, Gujarat
Commissioning of 400 kv 12 bays
and 220kv 15 GIS bays



PGCIL, Tuticorin, TN –
Commissioning of 400kv 2
bays & 220kv 2 GIS bays



Adani , Mohindergarh, Haryana
Commissioning of Dhanoda
Line 1 GIS bay & line 2 AIS bay
for 400kv Series Reactor



OPTCL at Hirakud, Odisha
Commissioning of 132kv 7 GIS bays ,
33kv 7 GIS bays along with 1 X 40 MVA
Transformer



HMEL, Bhatinda, Punjab
Commissioning of 400kv 12 GIS bays
along with 250MVA 2 nos.
transformers

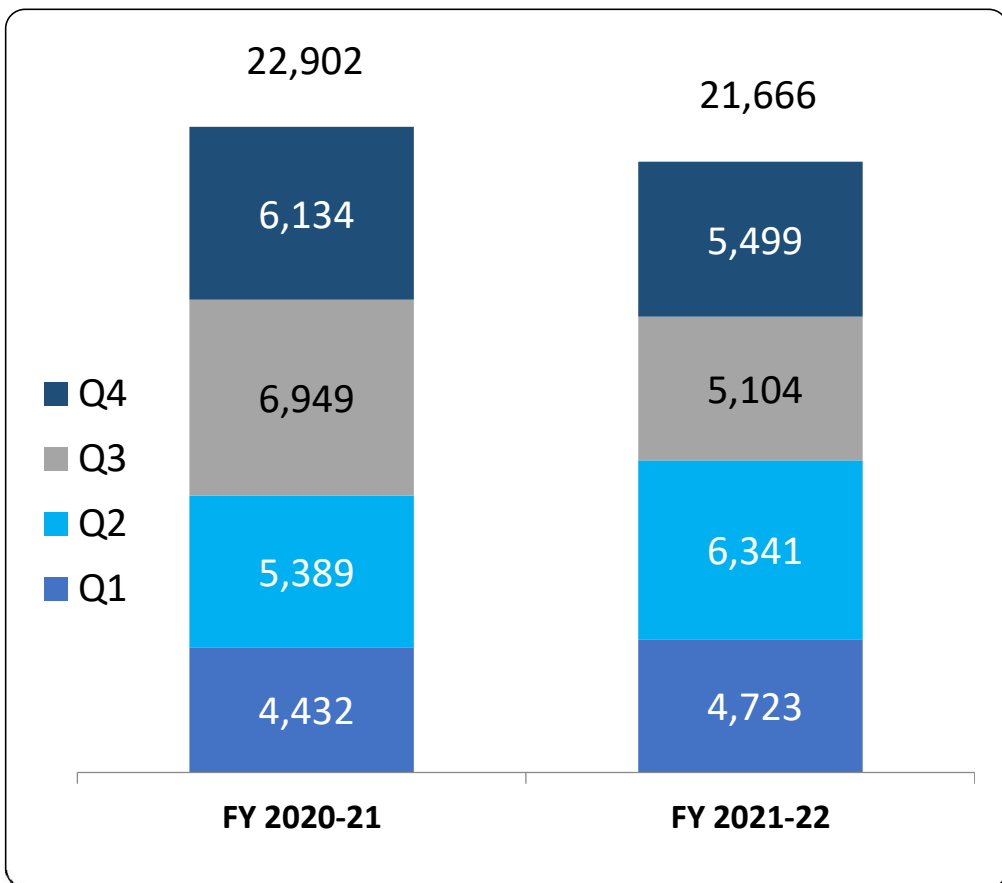


BPC Samcholing, Bhutan (Phase I) –
Charging of 2x5MVA, 33/0.415kV
Transformer along with LT Distribution
Board & Busduct

Order Intake

Q4 & FY 2021-22

(₹ in millions)



Key Orders booked during Q4, FY 21-22

- 400 kV switchyard package under Green Energy Corridor(GEC) scheme at Gadag Substation from Renew Power Ltd.(TBCB Developer)
- 420 kV Gas-Insulated Substation (GIS) at Kalawad Substation for GETCO in Gujrat from SMS
- 245/72.5kV Gas-Insulated Substation (GIS) at Bhildi Substation for GETCO in Gujrat from SMS 220 kV
- 220kV Supply and retrofit of LBB Relays in various existing substations
- ADMS control Center for Tata Power Central Odisha DISCOM
- RTU & Telecom Equipment Package for Manipur State Power Company Limited
- Multiple Export Orders of 1,241 MINR

© GE T&D India Limited



Financial Data

Q4 & FY 2021-22

(₹ in millions)

	Q4 2021-22	Q4 2020-21	Change	12M 2021-22	12M 2020-21	Change
Sales	6,621	9,045	-26.8%	30,660	34,524	-11.2%
EBITDA	(1,594)	446		(1,089)	1,452	
<i>% of Sales</i>	-24.1%	4.9%	-29.0 pts	-3.6%	4.2%	-7.8 pts
Profit Before Tax & Exceptional Items	(1,452)	495		(1,797)	859	
<i>% of Sales</i>	-21.9%	5.5%	-27.4 pts	-5.9%	2.5%	-8.3 pts
Profit Before Tax & after exceptional Items	(350)	270		(695)	893	
<i>% of Sales</i>	-5.3%	3.0%	-8.3 pts	-2.3%	2.6%	-4.9 pts
Profit After Tax	(225)	161		(496)	603	
<i>% of Sales</i>	-3.4%	1.8%	-5.2 pts	-1.6%	1.7%	-3.4 pts

Net Debt* of ₹ 810M as on 31st Mar, 22 vs ₹242M as on 31st Dec, 21 & ₹ 1,611 M as on 31st Mar, 21

* Net of Cash & Bank Balance of 824 MINR vs 622 MINR as on Dec'21 & 602 MINR as on March 31, 2021

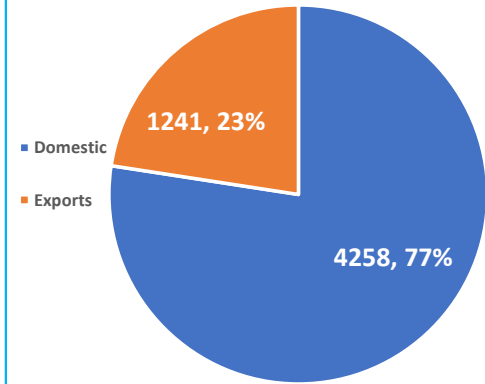
© GE T&D India Limited



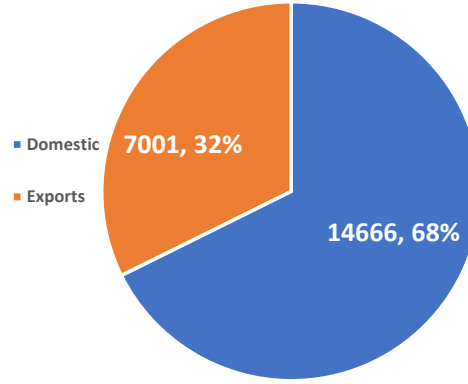
Orders, Sales and Backlog Details

(₹ in millions)

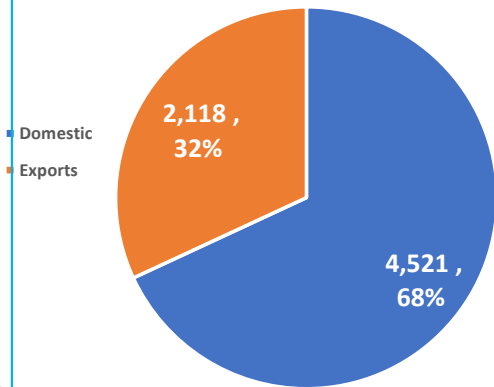
Q4 Orders



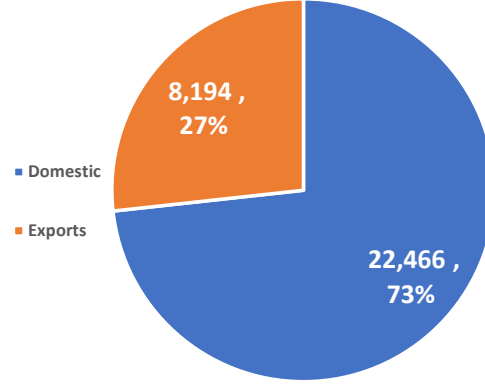
FY 21-22 Orders



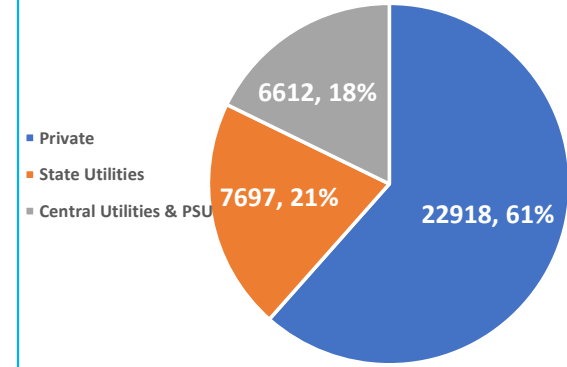
Q4 Sales



FY 21-22 Sales



Order in Hand



THANK YOU

Contact us:

Suneel Mishra
Investor Relations Officer
suneel.mishra@ge.com

Anshul Madaan
Head – Communications & PR
anshul.madaan@ge.com

<http://www.ge.com/in/ge-td-india-limited>

