



GE T&D India Limited

ACCELERATING INDIA'S ENERGY TRANSITION

Analyst Presentation
Q2 Financial Year 2022-23



DISCLAIMER

This presentation has been prepared solely for the use at analyst/ investor presentation. By attending the meeting where this presentation is made, or by reading the presentation slides, you agree to be bound by the following limitations-

- The forward-looking information and statements can generally be identified by the fact that they do not relate only to historical or current facts. Forward-looking statements sometimes use terminology such as “targets”, “believes”, “expects”, “aims”, “assumes”, “intends”, “plans”, “seeks”, “will”, “may”, “anticipates”, “would”, “could”, “continues”, “estimate”, “milestone” or other words of similar meaning and similar expressions or the negatives thereof. GE T&D India Limited cannot give assurance to the correctness of such information and statements.
- By their nature, forward-looking information and statements involve known and unknown risks, uncertainties and other important factors that could cause the actual results, performance or achievements of the Company to differ materially from any future results, performance or achievements that may be expressed or implied by the forward-looking information and statements in this presentation. Should one or more of these risks or uncertainties materialize, or should any underlying assumptions prove to be incorrect, the Company's actual financial condition or results of operations could differ materially from that or those described herein as anticipated, believed, estimated or expected
- Given the aforementioned uncertainties, prospective or present investors are cautioned not to place undue reliance on any of these forward-looking statements
- No part of this presentation, nor the fact of its distribution, should form the basis of, or be relied on in connection with, any contract or commitment or investments decision whatsoever. Investor/prospective advisors must be sought on specific situation from well-informed legal, investment, tax, financial, and management professionals
- This presentation and its contents are confidential and must not be distributed, published or reproduced. This presentation does not constitute a recommendation regarding the securities of the Company.



Executive Summary



- **Q2 FY 22-23 Orders booking at 4.9 BINR vs 6.3 BINR in Q2 FY 21-22, down by 23% yoy**
H1 FY 22-23 Order booking at 10.9 BINR vs 11.1 BINR in H1 FY 21-22, down by 2% yoy
- **Q2 FY 22-23 Sales at 7.0 BINR vs 8.5 BINR in Q2 FY 21-22, down 18% yoy**
H1 FY 22-23 Sales at 12.9 BINR vs 14.9 BINR in H1 21-22, down by 13% yoy
- **Q2 FY 22-23 Profit After Tax at 28 MINR vs loss After Tax of 77 MINR in Q2 FY 21-22**
H1 FY 22-23 Profit After Tax at 91 MINR vs Loss after Tax of 270 MINR in H1 FY 21-22
- **Order back log of ₹ 34.6 Billion**
- **Net debt increased by 1.7 BINR in Q2 FY 22-23**



Creating the Grid of Future | Key Commissioning



1 X 100 MVA ICT
Commissioned at HPPTCL
Dehan, HP



2 X 100 MVA ICT
Commissioned at
Pimpalgaon
Substation, Maharashtra



4 X 5 MVA, 33/ 0.415 kV
Transformer Commissioned
at BPC Samcholing, Bhutan



3 X 400 kV GIS bays at
Doosan Jawaharpur out
of 15 X 400 kV GIS Bays in
UP



1 X 20 MVA, 132/33 kV
Transformer along with 5 bays
of 132 kV GIS and 9 bays of 33
kV GIS commissioned at
OPTCL Hinjilicut, Odisha



4 X 5 MVA, 33/ 0.415 kV
Transformer Commissioned at
BPC Damji, Bhutan



2nd 40 MVA, 220/ 33kV
Transformer along with 33kV
GIS for BPC at Dagapela, Bhutan

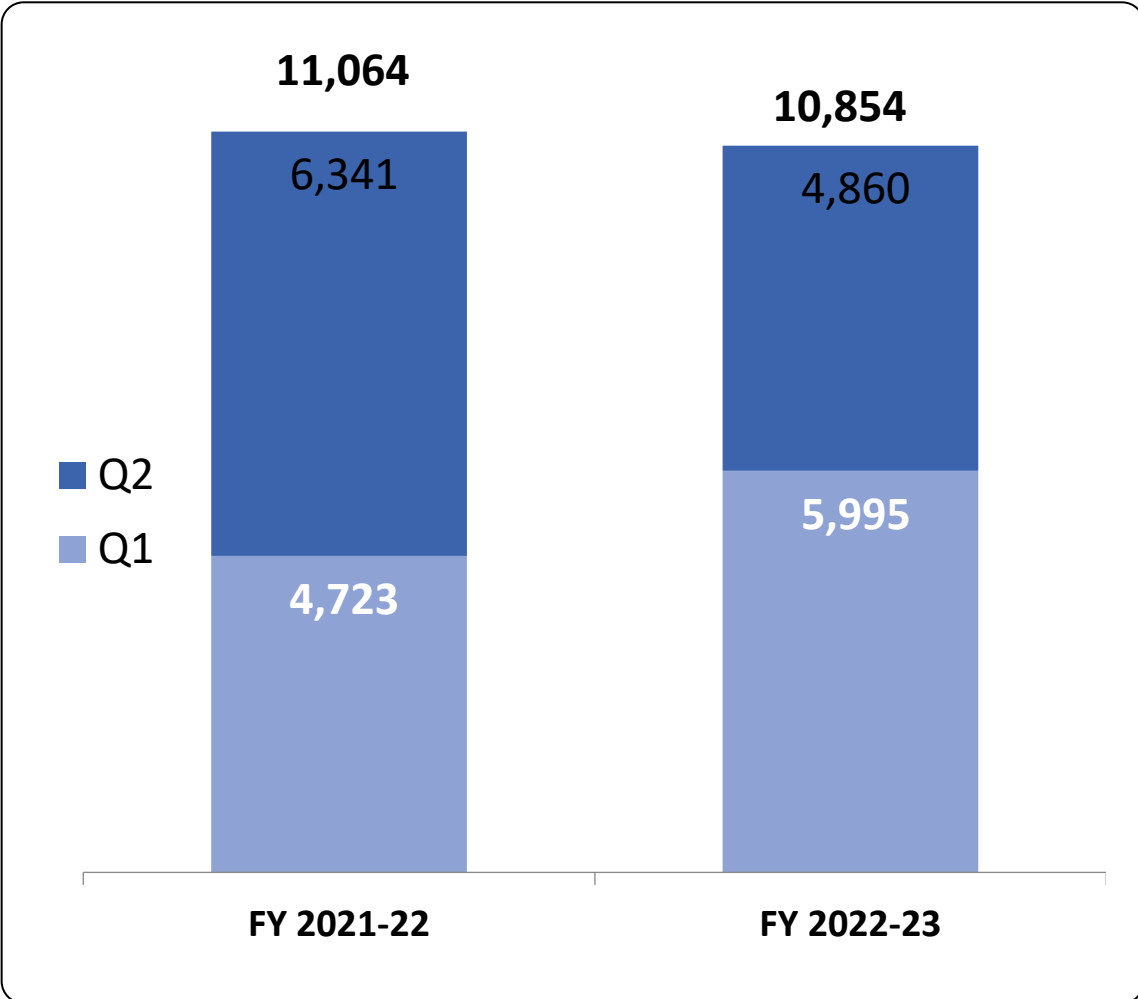


2 X 220 kV AIS bays at
PGCIL Latehar, Jharkhand

Order Intake

H1 FY 2022-23

(₹ in millions)



Key Orders booked during Q2, FY 22-23

- 245 kV Gas Insulated Substation (GIS) package at Damodar Valley Corporation from Kalapatru Power Transmission
- 72.5kV GIS Package for Delhi Metro Rail Corporation for various locations in Delhi from KEC International Limited
- 220 kV GIS Bays for CTRL S data centres in Chennai from Hitachi Energy
- Long Term Maintenance and digital services contract for 765 kV Anta & Phagi Substation of RRVPNL
- 245 kV GIS Bays at various sites of BSPTCL from GEPDEC Infratech Limited
- 245 kV GIS Bays for electrical power distribution at Talcher Fertilizers from STELMEC limited
- Distribution Control System at Annaram & Medigadda sites of Transmission Corporation of Telangana Limited from Megha Engineering & Infrastructures Limited

L1 position Orders of 5 BINR ... expected closure in Q3 & Q4



Financial Data

Q2 & H1 FY 2022-23

(₹ in millions)

	Q2 2022-23	Q2 2021-22	Change	H1 2022-23	H1 2021-22	Change
Sales	7,006	8,517	-17.7%	12,936	14,898	-13.2%
EBITDA*	337	201		648	218	
% of Sales	4.8%	2.4%	+2.4 pts	5.0%	1.5%	3.5 pts
Profit Before Tax & Exceptional Items	101	-96		203	-349	
% of Sales	1.4%	-1.1%	+2.5 pts	1.6%	-2.3%	+3.9 pts
Profit Before Tax & after exceptional Items	42	-96		145	-349	
% of Sales	0.6%	-1.1%	+1.7 pts	1.1%	-2.3%	+3.4 pts

Net Debt of ₹3.6 Billion as on 30th Sep,22 vs ₹1.9 Billion as on 30th Jun, 22 vs ₹ 0.8 Billion as on 31st Mar, 22**



* EBITDA includes Other income of 283MINR in Q2'2022-23 & 369 MINR in H1' 2022-23 (2MINR in Q2' 2021-22 & 5 MINR in H1' 2021-22)

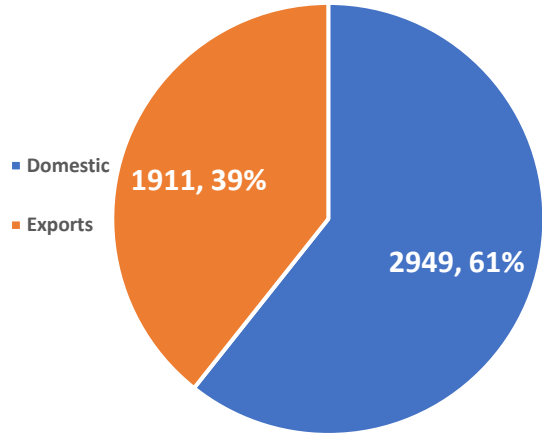
**Net of Cash & Bank Balance of 375 MINR (vs 530 MINR as on Jun 30, 2022 & Vs 824 MINR as on March 31, 2022)

© GE T&D India Limited

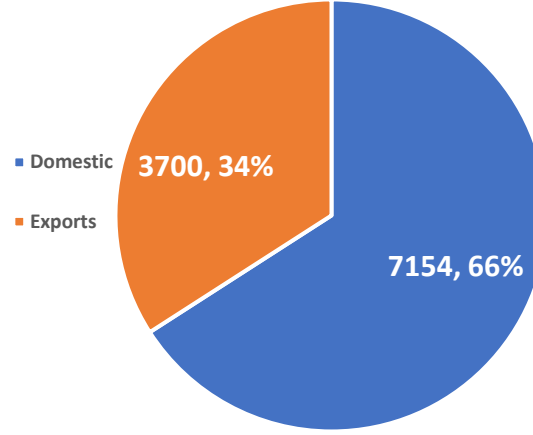
Orders, Sales and Backlog Details

(₹ in millions)

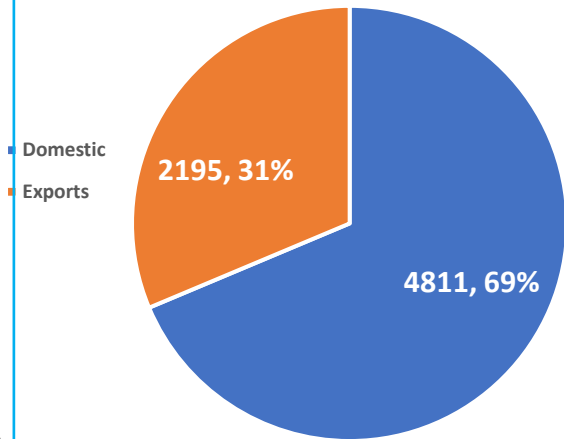
Q2 Orders



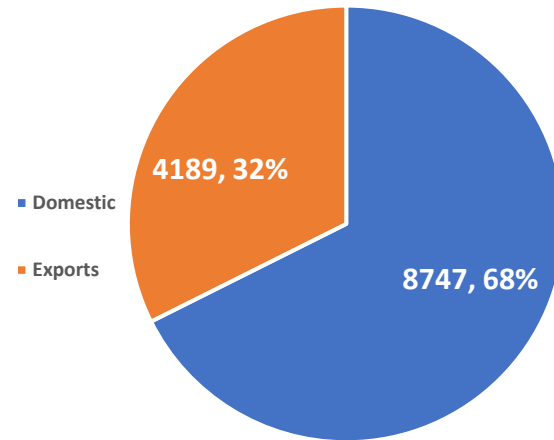
H1 Orders



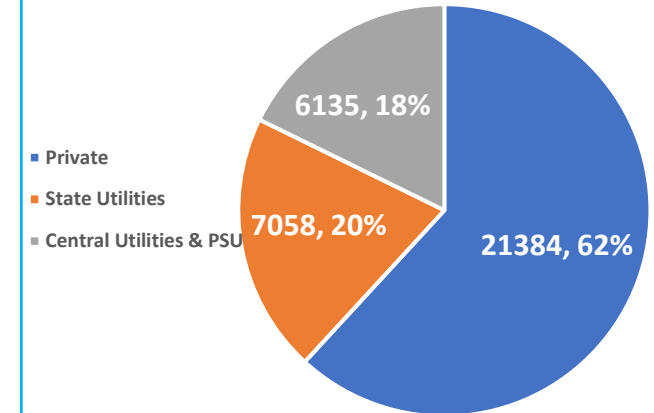
Q2 Sales



H1 Sales



Order in Hand



THANK YOU

Contact us:

Suneel Mishra
Investor Relations Officer
suneel.mishra@ge.com

Anshul Madaan
Head – Communications & PR
anshul.madaan@ge.com

<http://www.ge.com/in/ge-td-india-limited>

